

**UNIFORM DRESS AND APPEARANCE REGULATIONS
FOR THE ROYAL AIR FORCE AIR CADETS
(ACP1358)**



HQ RAFAC – DEC 2022

by authority of HQ Air Command
reviewed by HQ RAFAC

INTENTIONALLY BLANK

AMENDMENT LIST RECORD

Amended – **Red Text** Pending – **Blue Text**

AMENDMENT LIST		AMENDED BY	DATE AMENDED
NO	DATE ISSUED		
Version 1.01	14 Aug 12	WO Mitchell ATF HQAC	06 Aug 12
Version 1.02	22 Apr 13	WO Mitchell ATF HQAC	15 Mar 13
Version 1.03	11 Nov 13	WO Mitchell ATF HQAC	07 Nov 13
Version 1.04	05 Dec 13	FS Moss ATF HQAC	04 Dec 13
Version 1.05	19 Jun 14	FS Moss ATF HQAC	19 Jun 14
Version 1.06	03 Jul 14	FS Moss ATF HQAC	03 Jul 14
Version 1.07	19 Mar 15	WO Mannion ATF HQAC / WO(ATC) Mundy RWO L&SE	19 Mar 15
Version 2.00	05 Feb 17	WO Mannion ATF HQAC / WO(ATC) Mundy RWO L&SE	05 Feb 17
Version 3.00	04 Dec 18	WO Mannion ATF HQ RAFAC / WO Mundy RAFAC RWO L&SE	04 Dec 18
Version 4.00	08 Sep 21	WO Moss RAFAC Trg Academy / WO Mundy RAFAC Dress WO	08 Sep 21
ACP1358 V 1.0	14 Dec 22	Sqdn Ldr Watkinson RAFAC SO2 Logs / WO Mundy RAFAC Dress WO	14 Dec 22

NOTES FOR USERS

1. This manual supersedes ACP 20B Dress Regulations and all previous versions of AP1358C. All policy letters or internal briefing notices issued up to and including **December 2022** have been incorporated or are obsoleted by this version.
2. Further changes to the Royal Air Force Air Cadets Dress Regulations will be notified by amendments issued bi-annually or earlier if required. Amendments are entered in red text or, where large sections have been changed or deleted, denoted by the red bar in the left-hand margin. **Text entered in blue is draft, pending replacement or further edits and is not yet approved.**
3. The wearing of military uniform by unauthorised persons is an indictable offence under the Uniforms Act 1894. Offenders are liable to arrest when intending to deceive by purporting to be a military person.
4. Where there is any doubt on the intent of these regulations it is recommended that advice is first sought from Wing or Region Warrant Officers.
5. Personal Clothing System (PCS) Combat Uniform (CU) and PCS-Multi Terrain Pattern (MTP) will be referred to as PCS-MTP throughout this document.

CONTENTS

Chapter	Title	Page Numbers
1	General Instructions on Uniform Dress and Appearance	5 – 33
2	Royal Air Force Air Cadets Orders of Dress (Male personnel)	34 – 82
3	Royal Air Force Air Cadets Orders of Dress (Female personnel)	83 – 118
4	Royal Air Force Air Cadets Distinguishing Insignia	119 – 160
5	Civilian Instructor and Padre's Orders of Dress (Not complete)	161 – 168
6	Royal Air Force Air Cadets Orders of Dress - Bands (National/Regional/Wing/Sqn/CCF Contingents)	169 – 194
7	Royal Air Force Air Cadets Orders of Dress - Aircrew (Male and Female)	195 – 204

CHAPTER 1

GENERAL INSTRUCTIONS ON UNIFORM DRESS AND APPEARANCE

CHAPTER 1

Contents

Para No

UNIFORM DRESS

Introduction	0101
Authorised Patterns	0102
Orders of Dress	0103
Scales of Clothing	0104
Outfitting Allowances and Maintenance of Service Clothing	0106
Wearing of Uniform In Public (UK)	0108
Wearing of Uniform By Other Ranks after Discharge	0113
Wearing of Uniform In Foreign Countries	0114
Wearing of Uniform At Private Weddings, Civil Partnership Registrations and Funerals	0115
Wearing of Uniform by Retired RAFAC and RAFVR(T) Officers	0116
Wearing the Uniforms of Voluntary Organisations	0117
Dress for RAFAC Duty Personnel	0118
Name Badges	0119
Dress for Passengers – Air and Sea Movements	0120
Dress for ADCs	0121
Dress when Off Duty and for Social and Sporting Events	0122
Wearing of Headdress	0124
Wearing of Personal Protective Equipment with Uniform	0126
Sashes	0127
Pace Sticks and Canes	0128
Sunglasses	0129
Orders, Decorations and Medals	0131
Temporary/National Emblems	0132

Contents	Para No
Mourning Bands	0134
Female Hosiery	0136
Umbrellas	0137
Cufflinks	0138
Gloves	0139
Stable Belts / Female Money Belts / Drill Instructors White Belts (Optional Extras)	0140
Handbags, Briefcases, Rucksacks, Sport Bags and Holdalls	0141
Boots and Overshoes	0142
Scarves	0143
Ballgowns and Black Tie	0144
Face Coverings	0145
Inspection of Kit	0146
Safety on Footwear	0147
Introduction of the Progressive Training Syllabus	0148
Introduction of the Cadet Forces Commission (CFC) and Launch of the Royal Air Force Air Cadets (RAFAC).	0149

APPEARANCE

Hair	0150 - 0158
Facial Hair	0159
Beards	0160 - 0166
Nail Varnish & Cosmetics	0167 - 0169
Wearing of Trinkets & Jewellery	0170 - 0171
Charity Wristbands	0172
Medi-alert Bracelets and Necklaces	0173

Contents

Para No

Body Piercing and Extreme Cosmetics

0174

Tattoos – General Guidance

0175

RELIGIOUS AND CULTURAL CONSIDERATIONS

Christians

0177

Sikhs

0178 - 0182

Muslims

0183 - 0189

Hindus

0190 - 0191

Jews

0192

Buddhists

0193

Rastafarians

0194 - 0195

GENDER CONSIDERATIONS

Gender Considerations

0196

UNIFORM DRESS

Introduction

0101. The regulations in this publication supersede all previous publications. They apply to all commissioned officers, warrant officers, non-commissioned ranks and cadets serving in the Royal Air Force Air Cadets (RAFAC) and other personnel who are authorised to wear RAF pattern uniform whilst carrying out RAFAC activities or tasks. These regulations do not apply to Regular members of the RAF, RAF (FTRS) or RAFR appointments working within or supporting the RAFAC who are governed by RAF Dress Regulations contained in AP1358.

Authorised Patterns (QR 194)

0102. The only patterns of dress and insignia to be worn with RAF uniform are those authorised by the Ministry of Defence (Air Force Board Standing Committee (AFBSC)). Badges awarded locally by ATC or CCF Units should not be worn. Patterns and/or specifications for approved items are held by the Defence Clothing Team (DCT). Personnel who obtain items of uniform that they buy from other supplies, other than RAF stores, are responsible for ensuring that they conform to the approved patterns. Personnel are not allowed to wear uniform clothing, even if privately purchased which does not conform to the regulations as laid down herein. The prescribed patterns are to be adhered to and personnel will be responsible for the cost of replacing or restoring to the approved pattern any articles (including footwear) that they alter without authority, or which are so altered as a result of their instructions.

Orders of Dress

0103. Chaps 2, 3, 5, 6 and 7 show illustrations and detail individual 'Orders of Dress'. Guidance on the orders of dress for specific ceremonial and other important occasions is contained in the Annexes to AP1358 Chapter 10 (available from Region Warrant Officers and Wing Warrant Officers).

Scales of Clothing

0104. [RAF A4 Commodities/RAF Clothing Scales](#) (MODNet access required) has replaced the [Joint Service Kestrel Database](#), detailing the following scales:

- a. **Scale C704 – C705.** Lists entitlement to initial free-issue clothing for RAFAC commissioned ranks.
- b. **Scale C706 – C707.** Lists entitlement to free-issue clothing for RAFAC Warrant Officers, SNCOs and School Staff Instructors.
- c. **Scale C708.** Lists entitlement to free-issue clothing to RAFAC Civilian Instructors.
- d. **Scale C709 – C710.** Lists entitlement to free-issue clothing to RAFAC Cadets.
- e. **Scale C711.** Lists entitlement to initial free-issue to officers and free-issue to RAFAC Warrant Officers and SNCOs of SATTs.
- f. ~~**Scale C712 – C713**~~ lists entitlement to initial free-issue clothing to RAFAC CCF (RAF) commissioned ranks. **Consolidated into C704 – C705.**
- g. ~~**Scale C714 – C715**~~ lists entitlement to free-issue clothing to RAFAC CCF (RAF) School Staff Instructors. **Consolidated into C706 – C707.**
- h. ~~**Scale C716 – C717**~~ lists entitlement to free-issue clothing to RAFAC CCF (RAF) Cadets. **Consolidated into C709 – C710.**
- i. **Scale C718** – lists entitlement to initial free-issue to officers and free-issue to RAFAC Warrant Officers, SNCOs and Students of the RAFAC Junior Leaders Course. **To be added to A4 Commodities.**

0105. Military outfitters are advised of specification changes by Defence Clothing including full descriptions and purchase instructions for bespoke items.

Outfitting Allowances and Maintenance of Service Clothing

0106. Officers. On initial appointment, officers and officer cadets of the RAFAC receive free-issues of certain clothing, with a one-off allowance payable to female officers for the purchase of tights/stockings. An annual allowance for the upkeep of scaled uniform items will be paid to all officers subject to them fulfilling the annual attendance requirement. The payment will be paid directly by RAFAC HQ into an individual's bank account in November of each year. All flying, specialist and protective clothing is issued and maintained at public expense.

0107. Non-commissioned Ranks, Civilian Instructors and Cadets. Initial and replacement issues (iaw the time scales held by Supply Squadron) of all RAFAC personnel uniform clothing, are free of charge, with the exception of premature replacements occasioned by individual neglect or culpability.

Wearing of Uniform in Public (UK)

0108. The wearing of uniform in public demands the highest standards of dress, bearing and behaviour, and all personnel must be aware that they are effectively representing the RAFAC and the RAF. A higher public profile for the RAFAC through the wearing of uniform in public should have a positive effect on the RAFAC in the public eye. It is therefore incumbent upon all those wearing uniform to be aware that it is their duty not to bring the RAFAC into disrepute as a result of their demeanour or actions, or otherwise to impact adversely on the efficiency or reputation of the RAFAC.

General

0109. The order of dress on different occasions is set out below:

- a. Uniform is to be worn by all RAFAC personnel while on duty, except when authority to the contrary is given, and on such other occasions as may be ordered.
- b. The type of uniform to be worn by RAFAC personnel is laid down in the follow-on chapters of this document. Those RAFAC officers who hold commissions in other branches of the Reserve are to wear the uniform and rank appropriate to their RAFAC commission when on duty with the RAFAC. Similarly, those RAFAC WO/SNCO who hold positions in other branches of the Reserve are to wear the uniform and rank appropriate to their RAFAC rank when on duty with the RAFAC.
- c. A mix of civilian and military clothing is not to be worn or the mixing of military clothing (such as blues and combats). The exception is when travelling by motorcycle/bicycle when it is accepted that uniform does not provide the necessary protection.
- d. All of the occasions outlined below can be changed at the discretion of OC Wg/Wg ExO/Sqn Ldr CCF RAFAC HQ taking into account, for example, security assessments and appropriate single-Service guidance. Security guidelines for the wearing of uniform in public are promulgated in JSP 440 Defence Manual of Security Part 7 Sect 1 Chap 7.

0110. Occasions on which uniform should generally be worn:

- a. On duty within the RAFAC unit, including working from home if attending video conferencing meetings that specify uniform is required.
- b. On duty outside the RAFAC unit eg. RAFAC and formal military/cadet events and working parties.
- c. Representing the RAFAC eg. during visits to affiliates such as RAFA, Girls Venture Corps, Scouts etc.
- d. At events sponsored by Service-related organisations eg. SSAFA Big Brew and RAFA Wings Collection.
- e. Participating in military parades eg. Battle of Britain, Remembrance Day, Freedom Parades, and Military/State Funerals.
- f. Participating in Royal events eg. Royal Garden Parties, Reviews, Parades, Investitures, visits and ceremonial parades for foreign Royalty or Head of State.
- g. On specific occasions designated by the OC Wg / Wg Ex O / Sqn Ldr CCF RAFAC HQ.

0111. Occasions on which the wearing of uniform is permitted (subject to OC Wg / Wg Ex O / Sqn Ldr CCF RAFAC HQ direction on advice and including security and threat assessments):

- a. Travelling from place of duty to place of duty. Uniform should be worn irrespective of the method of travel eg. public or private transport or on foot.
- b. Travelling to and from residence to place of duty and visits to civilian amenities eg. bank, garage, shopping, coffee shops. Uniform may be worn irrespective of the method of travel eg. public or private transport or on foot.
- c. When authorised by the OC Wg / Wg Ex O / Sqn Ldr CCF RAFAC HQ attending events eg. civil or Service wedding, graduation ceremonies.

0112. Occasions on which uniform is not to be worn:

- a. Visits to licensed premises (including when not consuming alcohol), except when specifically approved through the OC Wg / Wg Ex O / Sqn Ldr CCF RAFAC HQ.
- b. Representing a third party eg. part-time employment outside of working hours.
- c. Functions where fancy dress is worn; the wearing of uniform of obsolete design which is clearly distinguishable from the pattern currently worn is, however, permitted.

- d. Carnival processions and other occasions when the reputation or political impartiality of the RAFAC might be brought into question (eg. political meetings).
- e. Hitchhiking.

Wearing of Uniform by other ranks after leaving the RAFAC (Staff or Cadets)

0113. Non-commissioned ranks are not to wear uniform after leaving the RAFAC. All items of uniform not privately purchased are to be returned to squadron stores for recycling / disposal via parent unit.

Wearing of Uniform in Foreign Countries

0114. Except when serving with a British Force, RAFAC personnel are not to wear uniform whilst in a foreign country without having obtained the permission of the Service representative in that country. Such permission will usually be confined to personnel who are employed on duty, or attending Court or State ceremonies to which they have been officially invited. However, exceptionally, and under strict directives given by the appropriate Service Authority, requests to wear uniform for other suitable reasons, such as manoeuvres, weddings, etc, may be submitted for consideration. Such requests are to be submitted/referred to the following Chains of Command, WHQ, RHQ, and RAFAC HQ P Staff. For visits organised by ATC Sqns/CCF Sections, TG 3 should be consulted about the wearing of uniform (ACTO 51 explains).

Wearing of Uniform at Private Weddings, Civil Partnership Registrations and Funerals

0115. Subject to OC Wg / Wg Ex O / Sqn Ldr CCF RAFAC HQ approval and current security situations, personnel may wear No 1 SD at private weddings, civil partnership registrations and funerals. Prior to the event individuals are to check with their Wg/CCF staff who can liaise with RAFP or MOD Police regarding the current security situation. See para 0114 regarding weddings in foreign countries.

Wearing of Uniform by Retired RAFAC and RAFVR(T) Officers.

0116. Occasions when No 1 Service Dress may be worn. Retired officers, who are permitted to retain their rank may wear uniform on the following occasions with prior permission from OC Wg / Wg Ex O / Sqn Ldr CCF RAFAC HQ. Officers are to wear the insignia appropriate to when they retired. Officers who held both RAFAC and RAFVR(T) commissions have the option to revert to RAFVR(T) insignia along with the rank braid they held at that time.

- a. When attending:
 - (1) Investitures and Royal Garden Parties.

- (2) State ceremonial occasions.
 - (3) Parades in an official capacity, in connection with the celebration of the Sovereign's birthday.
 - (4) Their own wedding or other military weddings when the sponsor requests the wearing of uniform.
 - (5) When attending formal Service functions.
- b. When participating in an official capacity, in:
- (1) Non-Service parades.
 - (2) War Memorial services and associated parades.
- c. When inspecting or visiting:
- (1) RAFAC units in an official capacity.
 - (2) Units of the Combined Cadet Force (CCF) on behalf of the Ministry of Defence or Reserve Forces Cadets Associations.
 - (3) Other uniformed youth organisation under a RAF Recognition Scheme.
- d. When holding the appointment of Lord Lieutenant or Deputy Lord Lieutenant of a county, High Sheriff or Sheriff and discharging the duties of that appointment. (Lieutenancy insignia may not be worn on RAF dress but entitled RAF flying badges may be worn on the Lieutenancy dress).

Wearing the Uniform of Voluntary Organisations. (QR J200)

0117. RAFAC personnel may wear the uniform of non-political voluntary organisation (eg. St Johns Ambulance Brigade, The Salvation Army, and the Scouts, etc) on appropriate occasions provided there is no interference with Service duties and obligations but they may not wear the uniform of political organisations.

Dress for RAFAC Duty Personnel

0118. Dress for RAFAC duty personnel, eg. Duty Officer, Orderly Officer etc, should be published by Camp Commandants in accordance with RAFAC HQ policy (ACP 237 refers). Whilst the wearing of No 1 Service Dress (No 1 SD) is usually to be reserved for ceremonial and formal occasions, OC Wg / Wg Ex O / Sqn Ldr CCF RAFAC HQ may authorise its use by duty personnel when they consider this to be appropriate.

Name Badges

0119. RAFAC personnel are to wear name badges only when attending courses held at the **Command & Leadership School** at RAFC Cranwell and other recognised training courses that require student's recognition by staff and only worn for duration of the Course. The badge is to be worn centrally above the right breast pocket of the shirt or horizontally 2.5 cm just below the right shoulder pad of the jersey. Name badges of any description are not to be worn on CS95/PCS-MTP.

Dress For Passengers – Air and Sea Movements

0120. Dress regulations for air and sea travel will be dependent upon travel method, destination and/or type of move. Details will normally be as detailed in instructions issued by RAFAC HQ, Regional and Wing HQs to Sqn COs.

Dress for ADCs

0121. As appropriate to their ranks and the occasion, Service uniform may be worn by the RAFAC officer appointed as ADC to the Lord Mayor of the City of London.

Dress When off Duty and For Social and Sporting Events

0122. All RAFAC personnel should normally wear civilian clothes when they are not required for duty. However, RAFAC Officers, Warrant Officers and SNCOs may wear uniform on the following occasions.

- a. At formal functions in an Officers' Mess, Sergeants' Mess or Junior Ranks' Club, when the appropriate form of dress is No 1, 4 or 5 SD uniforms. When attending an informal function in any of these Messes, RAFAC Officers, WOs and SNCOs and Padres/Civilian instructors will wear suitable civilian dress as detailed in Mess Dress Regulations.
- b. At Inter-Service boxing tournaments, No 5 Mess Dress is normally worn when formally invited. Dress at RAF boxing tournaments is to be at the discretion of the Station Cdr of host station.

0123. Notwithstanding the above, OC Wg / Wg Ex O / Sqn Ldr CCF RAFAC HQ have the discretionary power to order that uniform be worn on particular off-duty occasions, should they consider it necessary, observing the security threat level.

Wearing of Headdress

0124. When wearing uniform outdoors, on or off base, headdress is to be worn by all personnel in the following manner:

- a. **No 1 SD Hat.** The No 1 SD hat is to be worn so that the bottom of the hat is 25mm above the eyebrows, the front of the hat level and the badge positioned centrally. The chinstrap is to be taut and positioned to cover the blue seam between the hatband and peak. The No 1 SD hat is not to be

worn with CS 95/MTP or other forms of combat dress. Under no circumstances are members of the RAFAC to wear the No 1 SD hat designed for use by the **King's** Colour Squadron. This includes any of these hats bought privately.

- b. **Field Service Cap.** The field service cap, which is an optional extra at own expense for RAFAC Officers, WOs and SNCOs only, is worn tilted to the right so that that front edge is approximately 25mm above the eyebrows and the side edge is approximately 12mm above the right ear. The material is blue/grey worsted baratheia of standard styling for wg cdrs and below; for gp capts the cap is piped in Minerva blue. The field service cap is not to be worn with CS 95 or other forms of combat dress.
- c. **Beret.** The beret is to be worn so that the black band is horizontal around the head and 25mm above the eyebrows. The surplus material is to be pulled down over the right ear and the badge clearly displayed in a position directly above the left eye. The adjustment ribbon is to be secured with a knot and the surplus ends hidden from sight.
- d. **Turbans.** Officers, WOs, SNCOs and Cadets of Sikh religion may wear turbans of the approved Service pattern and colour, instead of uniform headdress. The appropriate cap badge is to be fitted centrally on the turban with its base at the apex of the triangle of the headband. When necessary to wear specialist headgear such as vehicle or flying helmets the turban has to be removed and the patka (mini turban) or a dark, non-see through, hairnet may be worn.
- e. **Hijabs.** Muslim females may wear Hijabs of the approved pattern and colour (plain black) under their uniform headdress except when training or health and safety considerations dictate otherwise. It is worn without cap badge under the appropriate headdress outdoors and without headdress indoors. The hijab is to be worn in such a way that rank slides are visible at all times.

0125. Hats need not be worn (QR 202):

- a. When indoors at designated place of work.
- b. When in FOD hazard areas.
- c. When attending a church service, subject to the custom of the religious denomination concerned. Female personnel may retain or remove headdress according to personal or religious preference. This is a personal choice which should not be dictated by Orders. Headdress is to be worn by personnel on duty as members of a vigil during the lying in state of a deceased dignitary or as a member of a Banner party conveying said Banners.
- d. Male personnel, other than members of the Jewish faith or of other religions which require the head to be covered on solemn occasions, when in civil or Service courts and when taking oaths, are to have the head uncovered whenever they take oaths. (AP 3265 – Guide to Legal Procedures).
- e. When otherwise ordered.

Wearing of Personal Protective Equipment with Uniform

0126. Personal Protective Equipment can be worn with uniform in the following circumstances:

- a. **Motorcycles and Bicycle Crash Helmets.** When riding motorbikes, personnel are to conform to the law, in or out of uniform and, with the exception of Sikhs wearing turbans, wear approved civilian pattern crash helmets. Personnel may wear civilian pattern cycle helmets when riding bicycles. When in uniform the headdress appropriate to the uniform worn is to be carried and, once alighted from the motorbike or bicycle, is to replace the crash/cycle helmet before proceeding on foot away from the parked motorbike or bicycle. Similarly, uniform headdress is worn up until the point of return back to the motorbike or bicycle before replacing with the crash/cycle helmet. With the exception of protective headdress the mixing of uniform and civilian dress is forbidden when riding motorcycles or bicycles; either full uniform or full civilian dress is to be worn.
- b. **Reflective Belts and Hi-Viz Vests/Jackets (private purchase only).** A Reflective Belt can be worn around the waist over the outer clothing layer with normal working dress (No 2 SD and No 7 SD) and other specialist working uniforms (eg. combat uniform, flying clothing, etc). Use of the belt is not centrally mandated and can be used by individuals at their own discretion. The majority of use is expected for those travelling to and from work in the hours of darkness, where their use is encouraged for pedestrians or cyclists. However, they are NOT a substitute for Hi-Viz vests and jackets that are worn in defined hazard areas (eg. Marching Cadets, ac manoeuvring areas, ac loading/unloading, MT yards, Gate Guards, etc).

Sashes

0127. RAFVR(T) / RAFAC personnel are not authorised to wear the RAF blue waist or shoulder sashes. Permitted sashes are detailed in para 0604.

Pace Sticks and Canes

0128. Only the following personnel are permitted to carry canes or pace sticks in the performance of their drill duties. When using these on Military stations, permission is to be obtained through the Station Warrant Officer (or equivalent appointments in other Services).

- a. **Pace sticks.** By RAFAC WO and SNCO drill instructors who have completed the RAFAC Training Academy (RAFAC TA) SSDIC course and only when actively engaged in drill instructional duties.
- b. The pace stick is not to be painted, altered or defaced in any way that results in a deviation from the original pattern and colour (traditionally rosewood or light mahogany).
- c. **Canes.** may only be carried by the **WO RAFAC** and Regional WOs. The **WO RAFAC** is authorised to carry a cane at all RAFAC events and in the performance of their duties. Regional WOs are authorised to carry a cane in the performance of their duties within their own region. The colour is to be dark Oak.

NOTE. Chief of Air Staff's Warrant Officer (Rosewood cane).

Station Warrant Officers (Black cane).

Command Warrant Officer (Reserves), Corps Warrant Officer RAF Regt and Provost Marshall's Warrant Officer (Ash cane).

d. **Swagger Sticks.** RAFVR(T) / RAFAC personnel are not authorised to carry any type of swagger sticks.

Sunglasses

0129. Occasions for Wear. Epidemiological evidence exists which links sunlight exposure to certain eye diseases. Where the OC Wg / Wg Ex O / CCF CC is aware of a hazard to health through exposure to sunlight, as a consequence of duty, an individual may be permitted to wear Service issue (if scaled) or suitably styled civilian purchased UV blocking sunglasses as follows:

a. **Aircrew.** Aircrew engaged in flying duties are to adhere to current flying safety regulations. On all other occasions they are to adhere to the rules below.

b. **Ground Personnel.** On health and safety grounds, suitable civilian purchased sunglasses may be worn with uniform, outdoors, both in UK and overseas. For similar reasons, personnel employed on Service duties such as air traffic control and driving duties, etc, may wear sunglasses (Camp Comdt for all RAFAC personnel through Stn Cdrs). On all other occasions discretion to be used by OC Wg / Wg Ex O / CCF CC.

c. **Medically Prescribed Tinted Spectacle and Sunglasses.** Non-Service issue prescription tinted spectacles or sunglasses, prescribed for health reasons, may be worn with uniform at all times either in the UK or overseas. However, in style and colour, they are to accord with the instructions detailed in para 0130(b) below.

d. **Parades.** Non-prescription sunglasses are not to be worn on parade / formal occasions unless specifically authorised.

0130. Authorised Patterns. Only the following pattern of sunglasses are authorised for wear with uniform:

a. **Service Issue Sunglasses.** Only those personnel engaged on Flying Duties are entitled to Service issue sunglasses (one pair); these are available through the normal supply chain.

b. **Civilian Sunglasses.** At the discretion of OC Wg / Wg Ex O / Sqn Ldr CCF or CC at camp (with Stn Cdrs permission) civilian glasses of a plain sober pattern may be worn with uniform. They are to be unobtrusive in style and neither eccentric nor "eye catching". Frames are to be of standard style and colour; bright or multi-coloured frames are not permitted. Lenses are not to be mirrored and are to be of a dark colour similar to the Service issue.

Orders, Decorations and Medals

0131. Orders, decorations and medals are to be worn with uniform on the occasions indicated in AP1358 Chapter 10 and as prescribed in AP1358 Chapter 8.

Temporary/National Emblems

0132. No unauthorised ornament or emblem is to be worn with uniform. The following exceptions are permitted:

a. **Royal British Legion / Poppy Scotland Poppy.** The poppy may be worn from the onset of sales and until the National and local observations have concluded. Only the conventional paper poppy is to be worn on ceremonial dress and on parades (with the exception of personnel on ceremonial duties at The Cenotaph on Remembrance Sunday). The paper poppy may be removed at the discretion of a parade commander where it is possible for it to be inadvertently knocked off by arms drill. On working dress and combat uniform, subject to working environment (such as FOD risks), a plain enamel poppy badge of dimensions not exceeding 2.5cm (1") may be worn as described in para 0133. The plain enamel badge may be worn with Mess dress at the discretion of the PMC or CMC accordingly. Only one poppy, paper or enamel, is to be worn on the outermost garment. Poppies are not to be affixed to head dress.

b. **Emblems.** The national flower or emblem on St George's, St Andrew's, St David's and St Patrick's Day, according to nationality; NOT to be worn on parade.

0133. Emblems (including the poppy) should be of conventional dimensions and are to be worn immediately above the right breast pocket (or inserted in the button hole) of the No 1 SD jacket and in the corresponding position on warm-weather and maternity dresses, jerseys and combat uniform. When worn with the greatcoat it is to be worn on the left lapel. In order to avoid damaging the waterproof materials, emblems are not to be worn with the Moisture Vapour Permeable (MVP) or Jeltex jacket. Similarly, emblems are not to be worn with the GPJ to avoid damage to the outer material.

Mourning Bands (QR J196)

0134. Royal mourning (previously known as Court Mourning) is not generally observed by the armed forces. With the exception of private mourning (see para 0134(g) below) only officers and WOs are to wear mourning bands. During periods for which national mourning (previously known as Service Mourning) is ordered (QR J173), they are to wear bands, only in the following orders of dress and on the occasions listed below. A mourning band is a piece of black crepe 3¼ inches wide. It is worn on the left sleeve, positioned so that the bottom of the band lies two inches above the elbow.

a. A mourning band will only ever be worn in parade uniform where there is a jacket or coat (No1SD or greatcoat). It is not to be worn on No 3 SD clothing of any type.

b. Unless otherwise indicated by the family, officers attending Service funerals in uniform are to wear a mourning band. Officers on duty at these events will also wear mourning bands, whether in the procession, acting as ushers, or in another capacity. These rules apply to officers attending associated memorial services held on the same day.

- c. Officers who wear plain clothes on duty during a period of National mourning are recommended to wear black ties.
- d. WOs attending Service funerals in uniform, or acting as ushers, are to wear mourning bands. They are not to wear them if they are on duty, in the procession (including bearer parties), lining the route or elsewhere. These rules apply to WOs attending associated memorial services held on the same day.
- e. Mourning bands are not to be worn at any other memorial services or other ceremonies such as the unveiling of memorials and Remembrance services.
- f. When ordered by a Commanding Officer, for example following the death of a member of the unit, or at reception ceremonies related to the repatriation of a body or remains, mourning bands are to be worn by officers and WOs only, and in accordance with the instructions at (a)-(c) above. Bearer parties are not to wear mourning bands.
- g. When, exceptionally, RAFAC personnel wear uniform in private mourning (for example at a family funeral) they may wear a mourning band if so desired. This is the only occasion on which personnel below the rank of WO may wear mourning bands.

0135. The Ministry of Defence will issue instructions for the observation of National mourning. Mourning bands are “pooled items” and may be demanded through RAFAC HQ Logs 1b.

Female Hosiery

0136. The approved uniform dress hose colour is as follows:

- a. **In UK.** ‘Nearly black’ or ‘barely black’ hosiery is to be worn with the No 2 SD skirt. A choice of denier from 10-20 can be worn. When on parade in No 1 SD Skirt, 15 Denier – ‘Nearly Black’ or ‘barely black’ – hosiery is to be worn. Plain black / issue socks are worn with No 1 SD and No 2 SD trousers.
- b. **Warm Weather Areas.** Hosiery in a shade appropriate to the individual is to be worn with No 6 SD (KD) skirts and dresses (Overseas Sqns only). When wearing blue uniform, the rules above apply.

Optional Dress Items

0137. Umbrellas. Personal umbrellas may be carried for use by all personnel whilst in uniform, except when on parade or participating in other ceremonial occasions. They are to be plain handled and black in colour.

0138. Cufflinks. Cufflinks prescribed for officers and WOs with formal orders of dress are to be plain gold or have similar appearance. RAFAC WOs and SNCOs may also wear cuff links of this specification with the optional version of No 4 & 5 dress. Service related cufflinks (for example, the RAF Benevolent Fund heart roundel) may be worn by all ranks with No 2A dress, subject to Wing discretion only.

0139. Gloves.

- a. **RAFAC Officers & WOs.** Regardless of season, officers and WOs are to wear brown leather gloves on the following occasions:
 - (1) On all parades in No 1 SD.
 - (2) When ordered on ceremonial and other formal occasions. Additionally, brown gloves may be worn or carried when in No 1 SD (unconnected with ceremonial) or working dress.
- b. **RAFAC SNCO.** Personnel may wear official pattern black leather gloves when ordered on ceremonial and other formal occasions. Additionally, black leather gloves may be worn or carried when in No 1 dress (unconnected with ceremonial) and working dress.
- c. **Cadets.** Black leather gloves may be worn in cold weather. White gloves (not gauntlets) are to be worn by all bearers and escorts when parading Banners.

0140. Stable Belts / Female Money Belts / Drill Instructors White Belts (Optional Extras).

- a. The only recognised stable belts permitted for wear with uniform are the RAF stable belts. All styles of belt are optional extras, available for all male and female personnel of the RAFAC and purchased at private expense. Additionally, females may continue to wear the approved 'optional' blue woven money (purse) belt. Unless otherwise ordered, stable belts or female money belts may only be worn with No 2A, 2B, 2C. (7A and 7B SD overseas Sqns only). Additionally, stable belts may be worn with No 3 Dress.
- b. Stable belts and money belts are not to be worn outside of jerseys or jackets at any time. The new RAF stable belt can now be worn by all members of the RAFAC.
- c. The RAF Regiment stable belt / RAF Police stable belt can only be worn by ex-members of the RAF Regiment / RAF Police.
- d. The Drill Instructors White Courlene belt / slides fitted with the locket and union RAF Chrome clasp buckle, may be worn with No1 and 2 dress only by RAFAC TA qualified Drill Instructors whilst on drill duties only. This is the only belt that may be worn over the Jumper. It is not to be worn with CS95 or PCS- MTP. (This is not issued or obtained through RAF Supply).

Note: Any other type of authorised RAFAC ceremonial parades must only use the simple brass and sliders only through demand for official occasions. See para [0619](#) for an image of the permitted white belt style.

0141. Handbags, Briefcases, Laptop Bags, Rucksacks, Sports Bags and Holdalls.

- a. **Handbags.** Except on parade and when in No 3 SD, female personnel may carry Service-issue handbags when wearing all other forms of RAF uniform. They are to be carried either over the left shoulder with the adjustable strap fully extended, or in the left hand if the strap is shortened by means of the press-studs.
- b. **Briefcases/Laptop Bags.** Brief cases and laptop bags are permitted for use when in uniform, but they are to be of plain dark colour with discrete logos or branding. They are to be carried in a manner to permit the paying of compliments when necessary.
- c. **Rucksacks, Sports Bags & Holdalls.** Only Service issue rucksacks and daysacks, or plain dark privately purchased equivalents with discrete logos or branding, are permitted for use when in uniform. When carried over the shoulder they are to be worn in a manner to permit the paying of compliments when necessary.

0142. Boots and Overshoes. Except when on parade, in heavy rain, snow or icy conditions personnel may wear combat or civilian-type boots, overshoes or wellingtons with uniform. The footwear is to be plain black with a heel not exceeding 37mm. They are to be made of rubber, leather or plastic and extend no higher than the base of the knee. This form of footwear is only permitted for outside wear, standard issue footwear is to be worn inside.

0143. Scarves. Except when on parade, a plain black scarf may be worn with No 2 uniform outer garments. The scarf is to be folded so that no more than 1 inch (2.5 cms) is visible above the neck of the outer garment.

0144. Ball Gowns and Black Tie. At the discretion of the OC Wg / Wg Ex O / Sqn Ldr CCF / CCF CC, with permission from the PMC or CMC as appropriate, officers, WOs and SNCOs may wear ball gowns or Black Tie at Officers' Mess and Warrant Officers' and Sergeants' Mess annual formal balls and guest nights. Any discretion used must be applied equally regardless of gender.

0145. Face-coverings. RAF branded reusable face coverings (FC) are not scaled for RAFAC personnel however may be issued to those attending RAF events and may be worn on subsequent RAFAC duties. The RAF branded FC is not to be worn with civilian dress unless directed by chain of command. Personnel who privately source FC are requested as far as possible to ensure that these are of a plain dark single colour with only RAFAC approved logos, no additional logos or other patterns, and that they meet the appropriate level of protection and fit. NHS supplied disposable FC are also acceptable and, in some instances, may be requested as the standard FC by some events or activities.

0146. Inspections of Kit. (QR212). The OC Wg / Wg Ex O / CCF CC is responsible for the standard of dress of all personnel under his command and may order inspections of Service issue items of kit whenever necessary for the maintenance of a satisfactory standard.

0147. Safety on Footwear. Footwear studded or tipped with ferrous metal or have steel toe caps are not to be worn in dangerous areas. A dangerous area may be defined as any location where a flammable liquid vapour can produce a flammable air mixture. The following are the principal examples of dangerous areas on RAF stations:

- a. Kerbside pumps and fuelling points.
- b. Aircraft parks where refuelling or defuelling takes place.
- c. Stocks of flammable liquids in cans or drums.
- d. All parts of a fuel installation through which fuel is passed.
- e. Workshops, spraying bays, packing bays etc where solvents or spirits are in use, liquid oxygen bags and GRP (glass reinforced plastic) bags.

0148. Introduction of the Progressive Training Syllabus. The new Progressive Training Syllabus (PTS) was introduced wef 01 Jan 17 along with a new system of badges. To allow for conversion between those with old syllabus qualifications and badges a transition period from 01 Jan 17 to 31 Mar 18 by which time it was expected that cadets would either have gained new progressive syllabus qualifications and badges or have timed out. As of 01 Apr 18 all badges shown on the brassard and jersey must be from the progressive training syllabus only.


0149. Introduction of the Cadet Forces Commission (CFC) and Launch of the Royal Air Force Air Cadets (RAFAC). The Cadet Forces Commission (CFC) and the Royal Air Force Air Cadets (RAFAC) was launched wef 01 Dec 17. With the exception of elements of 2 & 6 FTS who will remain RAFVR(T) for operational reasons, all RAFVR(T) have now transferred to the CFC and all WO / SNCO(ATC) have been re-titled as WO / SNCO RAFAC. The resulting changes to badging policy are described within the various chapters of [ACP1358](#). Whereas the images may not yet have changed to reflect the new badging (such as those on page 38) the dimensions and intent are still correct.

APPEARANCE

Growth of Hair and Beards. (IBNs 016/2019 & 025/2021).

0150. Cadets and uniformed CFAV are to arrange their hair in a manner that permits Service issue headdress to be worn correctly; and if worn down is to extend no longer than the bottom edge of the collar at the back of the Service jacket. Sideburns are to be short and well-trimmed and are not to extend below a line running through the midpoint of the ear unless grown in conjunction with a full beard (see para 0160).

0151. Hair longer than the bottom edge of the collar must be tied back neatly in either a bun, a single plait or a ponytail. The plait or ponytail should aim to be no wider than the wearer's head (width of the hair after the hair tie for the ponytail or width of the plait), and where this is unavoidable not beyond mid shoulder. It is to be no longer in length than where the top of the belt would be (see illustration below). Where hair is grown as a tenet of adherence to faith, it is permissible for the hair to not comply with the characteristics set out above.



Hair length and width guide

0152. On occasion (such as when playing sport or when participating in fieldcraft), it is permissible for the hair to fall below the collar so long as it is still tied and does not create any health and safety issues.¹

0153. Canerows, cornrows, twists and braids are permitted. Hair worn in this manner is to be no longer than the bottom edge of the collar of the Service jacket if worn down and must be tied back if longer. All personnel (who chose to) may wear a turban² of approved Service pattern and colour, instead of uniform headdress. The appropriate cap badge is to be fitted centrally on the turban. When necessary to wear specialist head gear such as flying helmets, the turban is to be removed and the hair can be covered using a hair net. Personnel may wear a head wrap when required for occupational reasons (eg. stewards, technicians, engineers). The head wrap is to be dark in colour with no branding or patterns. These are not to be worn on ceremonial events.

0154. Thin hair bobbles, bands or elastics (no wider than 10mm) may be worn but must be of a similar colour to the hair or black. Hair clips, grips etc may be worn but must be plain and of a similar colour to the wearer's hair or black. Hair beads or hair adornments / jewellery are not to be worn when in uniform. Fabric covered hair bobbles (scrunchies) may be worn with working dress but must be inconspicuous and either of a similar colour to the hair or black. Fabric covered hair bobbles (scrunchies) are not to be worn on parade. When flying as passengers in Service aircraft, personnel are not to wear hair clips, grips or other hair-restraining device that might constitute a flight safety hazard.

0155. For parades and ceremonial events, it is permissible for females to wear their hair in a plait, a ponytail or a bun as allowed by these regulations. When parading with serving members of the Armed Forces or at a mass Air Cadet event, parade commanders are to choose one permitted hair style to be worn by all those with hair longer than the bottom edge of the collar to ensure uniformity (with the exception of hair worn as a tenet of adherence to a religion). Where a valid occupational, operational or safety requirement exists, personnel may be ordered to wear their hair in a certain style (such as a bun). Medical personnel are to wear their hair off the collar when engaged in clinical duties.

0156. If the hair is dyed or highlighted, all colours chosen are to be a natural shade.

0157. Only styles permitted by this policy are allowed. In addition, regardless of hair length, no separate sections of hair may be shaved (individuals may have different lengths of hair (ie. 2 on sides and 4 on top), but there must not be an extreme difference in length between the side of the hair and top of the head). This list is not exhaustive but no patterns; shapes; "undercuts" or fully shaved sides, long on top styles are permitted. The OC Wg / Wg Ex O / CCF OC Test shall be the arbiter upon what is or is not an acceptable style or length.

0158. In addition to the provisions of paras 0151-0156, aircrew who are required to wear flying helmets in the performance of their duties are to wear their hair in a manner which:

- a. enables the correct fit and stability of their flying helmet.

¹ Braided hair can be very heavy and impact upon ability to exercise. RAFAC personnel can therefore wear their hair in a ponytail so long as it does not create a safety hazard.

² A turban in this instance is not akin to that worn by those as a tenet of adherence to Sikhism it is more akin to that worn as a tenet of adherence to the Rastafarian religion without necessarily indicating or requiring the individual's adherence to that religion.

- b. Allows the hair to fit comfortably with their flying helmet without the use of hairpins, clips or other hair-restraining device that might constitute an operational or flight safety hazard.

0159. Facial Hair. When in uniform, all personnel are to either be clean-shaven, have a full beard or a moustache.

0160. Beards. In addition to allowing beards to be worn on religious grounds, or when specially authorised on medical grounds iaw AP 1269 and AP 1269A, RAFAC personnel are permitted to wear full set beards. Requests to wear beards are to be made to the Wg Cdr/ Wg Cdr CCF via the Chain of Command (CoC) in writing prior to a CFAV/Cadet growing a beard.

0161. Only full beards that are kept short and neatly trimmed will be permitted. It is within the subjective judgement of the Chain of Command (CoC) to determine the acceptable appearance of a beard, as much depends on the features of the CFAV/Cadet. The Wing Warrant Officer, or equivalent in CCF terms, on behalf of the Wg Cdr/ Wg Cdr CCF, will act as the final arbiter of what is, or is not, acceptable. However, the following characteristics of beards are generally not permitted:

- a. **Beards taking excessive time to grow.** The definition of an 'excessive amount of time to grow' remains within the subjective judgement of the CoC. The advised maximum time for a CFAV/Cadet to grow a sufficiently thorough beard is 2 weeks. Personnel are permitted to grow their beards whilst on duty.
- b. **Stubble.** Stubble is assessed as any beard length shorter than Grade 1 (2.5mm). This does not include the 2-week grace period detailed in paragraph 0160a above.
- c. **Beards of uneven growth/coverage.** The definition of 'uneven growth/coverage' remains within the subjective judgement of the CoC.
- d. **Longer length hair growth / 'hipster' beards.** Longer length facial hair growth is not acceptable. The maximum acceptable length of a beard is Grade 8 (25.5mm).
- e. **Unnatural colouring of beards.** If a CFAV/Cadet's facial hair is dyed or highlighted, the colour is to be natural and in a uniform shade appropriate to the features of the individual.

0162. Where a beard is grown as a tenet of adherence to faith, it is permissible for a beard not to comply with the characteristics set out in para 0161. For example:

- a. **Sikh Faith.** Sikh personnel may wear their beards, and their hair, long in the Sikh tradition. The hair of the head is to be so arranged that it is placed under a turban. Beards must be kept neat and tidy, and those who are fully practising Sikhs and required to keep their hair, including facial hair, uncut, may keep their uncut beard open and flowing or folded and tied under the chin.
- b. **Muslim Faith.** Those of the Muslim faith may wear a full beard that may remain uncut and worn in accordance with the Islamic tradition.

c. **Rastafarian.** Rastafarians may wear a full beard in accordance with the Rastafarian tradition.

d. **Other faiths.** The wearing of a beard as a tenet of a faith not detailed above is permitted: direction as to how they may be worn should be sought via the CoC from the RAF HQ Air D&I Team. Any faith or practise must be clearly established by a CFAV/Cadet and not simply deemed as having been adopted in order to circumvent the regulations contained within this policy.

0163. Where a valid occupational, operational or safety requirement exists, CFAV/Cadet permitted to wear beards or moustaches, including those who do so on religious or medical grounds, may be ordered to modify or remove facial hair to such an extent as to correctly accommodate the type of equipment to be worn, such as a respirator or breathing apparatus.

0164. The CO retains the authority to determine the requirement for an individual to shave or modify their facial hair, based on the occupational, operational and safety requirements.

0165. Further direction on the wearing of religious beards can be found under paras **0178(a), 0182(d), 0183** and **0195**.

0166. Moustaches. If a moustache is worn, the upper lip is to be unshaven but neatly trimmed. The moustache is not to extend below the edge of the mouth.

Nail Varnish & Cosmetics

0167. Males. When in uniform male personnel are forbidden from wearing nail varnish and cosmetics of any nature.

0168. Females. When in uniform female personnel are forbidden to use brightly coloured nail varnish and cosmetics of a conspicuous nature. Mixed nail colours and non-traditional colours such as blue, green, silver, black etc, are not permitted; only neutral colours are allowed. The OC Wg / Wg Ex O / CCF OC Test shall be the arbiters upon what is or is not an acceptable colour. When flying on any aircraft that requires the use of oxygen masks, the wearing of cosmetics of any kind is forbidden.

0169. False Nails. False nails are permitted providing the length does not extend beyond what would be termed acceptable and does not impede routine activities or pose a risk to the individual or other personnel whilst undertaking RAFAC activities. The OC Wg / Wg Ex O / CCF OC Test shall be the arbiters upon what is or is not acceptable.

Wearing of Trinkets & Jewellery

0170. Males. In the case of male personnel, the wearing of watch-chains and trinkets in such a manner as to be seen is not permitted when wearing uniform. The wearing of a wedding ring and/or one other plain signet or precious metal ring is permitted. The wearing of additional jewellery and trinkets may only be permitted on religious or medical grounds. See paras **0177, 0180, 0182, 0189, 0190 and 0193** for trinkets and jewellery permitted to be worn with uniform owing to religious grounds. A watch of inconspicuous style may also be worn. Thumb rings are not permitted. Earrings are not to be worn.

0171. Females. The prohibition in para 0170 is equally applied to female personnel who are similarly forbidden to wear jewellery when in uniform. They may however wear a wedding and/or engagement ring plus one other plain metal ring. Thumb rings are not permitted. A watch of inconspicuous style may also be worn. Additionally, if ears are pierced, one small, yellow gold or silver ear-stud may be worn in the bottom of each earlobe. The maximum dimension of each ear-stud is not to exceed 3 mm. When wearing No 5SD or No 8SD, one small, yellow gold, silver, pearl or diamond ear-stud may be worn in the bottom of each earlobe. The maximum dimension of each ear-stud is not to exceed 3 mm. Ear-studs may be worn on parade unless there is an occupational / operational or safety reason. Only yellow gold ear-studs may be worn on parade.

0172. Charity Wristbands. Policy regarding the wearing of charity wristbands is reviewed annually. Personnel may wear one service charity wristband with No 2 and No 3 dress variants. Wristbands are not to be worn with formal orders of dress. The OC Wing / Sqn Ldr CCF RAFAC HQ shall be the arbiter upon what is or not an appropriate environment or occasion to wear charity wristbands.

0173. Medi-alert bracelets and necklaces. Medi-alert bracelets and necklaces are permitted wear with uniform. The bracelet or necklace should be of an inconspicuous design and should be hidden from view as far as possible.

Body Piercing and Extreme Cosmetics.

0174. All Personnel. Where any part of the body, other than the ear lobe for females, has been pierced or prepared, whether for any ring, stud or sleeper, no such visible items are to be worn when on duty. Piercings, including those which are not visible, may have to be removed for health and safety reasons, when directed. The RAFAC require personnel to present a high standard of appearance when on and off duty irrespective of the fashions prevailing amongst the civilian population, therefore when not in uniform but on duty or representing the RAFAC, the wearing of body piercing jewellery, trinkets or rings, or other extreme cosmetics etc is not permitted. This ruling includes tongue studs.

Tattooing – General Guidance (AP3392 Vol 4 Lflt 1104)

0175. The regulations detailing instructions in relation to tattooing are contained in AP3392 Vol 4 Lflt 1104. RAFAC personnel are to comply with the spirit of this publication whilst the revision of RAFAC policy completes the review cycle.

RELIGIOUS AND CULTURAL CONSIDERATIONS

0176. All personnel are to adhere to standard RAFAC dress policy. The exceptions permitted for religious and cultural reasons are set out below. Exceptions to the RAFAC dress policy on religious grounds are only permitted provided that personal effectiveness and health and safety requirements are not jeopardised. When a hazard clearly exists, the exception is to be modified to the degree necessary to enable the wearing of any required protective equipment up to and including removal of the item giving rise to the issue. Such modifications should take account of the sensitivity of the issue.

Christians.

0177. A crucifix of plain metal colour may be worn around the neck.

Sikhs

0178. General. RAFAC personnel, whether male or female, who are adherent of the Sikh religion (Keshadharis) are to wear standard pattern uniforms and adhere to standard RAFAC dress policy and instructions, with the following exceptions.

- a. Hair and beard may remain uncut.
- b. In addition to uncut hair, four other symbolic requirements of the Sikh religion are authorized to be worn by both male and female RAFAC Sikh personnel, with all orders of dress.
- c. A turban (or patka) may be worn by male and female RAFAC Sikh personnel with all orders of dress, subject to safety and operational considerations (see para 0163 above) when engaged in training. Adherents of the Sikh religion are to, when deemed essential, cover their head with a patka or other customary clothing item over which they are to wear headdress (including combat helmets) and other items of military equipment as ordered by the commanding officer.

0179. The Right to Retain Headdress. A turban worn by RAFAC Sikh personnel is not to be removed while wearing uniform. Similarly, when on duty wearing civilian clothing, a civilian turban is not to be removed. There is no requirement for cap badges to be removed from turbans when in uniform (including No5 dress). Turbans should not have cap badges fitted when in civilian clothes. Specifically, such headdress is not to be removed:

- a. On parade, when others are removing theirs.
- b. By a member of the bearer party at a military funeral.
- c. During the administration of the Oath of Allegiance by an attesting officer.
- d. When entering a consecrated building.
- e. When entering a mess or dining hall.
- f. At formal or informal functions, when the removal of headdress might otherwise be considered appropriate.

0180. Symbolic Requirements. Adherents of the Sikh religion are permitted to observe the following five symbolic requirements:

- a. Kesh – leave hair on the head, face and body uncut.
- b. Kanga - wear a comb.

- c. Kara - wear an iron bangle (bracelet).
- d. Kacha - wear under-drawers of a specific design.
- e. Kirpan - wear a symbolic dagger with an overall length (including handle and sheath) not exceeding 23 cm (9 inches).

0181. Colour of Turbans. The colour of turban worn with RAF uniform is Dark Blue. Rubia material is to be used.

0182. Method of Wear. The following instructions are not intended to detail the method of styling hair, of wearing the comb or of winding the turban. Instead they provide sufficient direction to ensure uniformity of dress amongst Sikh male and female Service personnel. Accordingly, symbols and associated badges are to be worn as follows:

- a. **Turban.** Worn in a conventional manner, with the final winding right over left on the forehead. The cloth is to be long enough to provide five overlapping layers to the left of the turban.
- b. **Cap Badge.** Worn centrally on the front of the turban. The badge is to be locally modified to provide a brooch fastener to secure it to the cloth.



Illustration of the cap-badge, central, on **Dark Blue** Rubia. Note the winding peak, which may vary in height and point.

- c. **Patka.** A traditional Sikh cloth head-covering worn when a turban is not suitable, such as under flying or diving helmets, or during sports or strenuous physical activity.
- d. **Kesh (Hair).** Sikh men can wear their beards and their hair long in accordance with the Sikh tradition. Uncut hair is to be tied in a knot at the crown of the head. Fully practising Sikhs are required to keep their hair, including facial hair, uncut and may choose to keep their uncut beard open and flowing or folded and tied under the chin. Beards must be kept neat and tidy. Female members who elect not to wear a turban or patka are to wear their hair styled at the rear of the head to facilitate the proper wearing of standard headdress.

- e. **Kanga (Comb).** Worn concealed in the hair.
- f. **Kara (Bangle or Bracelet).** Worn on the right wrist.
- g. **Kirpan (Dagger).** The Kirpan is to remain sheathed, except for religious occasions and for cleaning purposes. The sheathed Kirpan, worn under the outer shirt or jacket, is to be supported by a black cloth sling, slung from the right shoulder to the left side. Should the Kirpan interfere with the wearing of uniform accoutrements or equipment, it may be slung from the left shoulder and worn on the right side.

Muslims

0183. Beards. Male adherents of the Muslim faith may wear a full beard that may remain uncut and worn in accordance with Islamic tradition.

0184. Covering of Legs and Arms. For Muslim women the issue of covering legs and arms can be important. For this reason, female adherents of the Muslim faith may wear trousers when other personnel might wear shorts or skirts (for example track suit trousers or service dress trousers). They are scaled for and may wear trousers in all orders of dress (including when on parade) that usually require a skirt to be worn, and wear shirts with the sleeves rolled down when shirt sleeve order is in force. Where it is practical and appropriate, swimwear (at the individual's own expense) that is in keeping with Muslim requirements for modesty may be worn.

0185. Hijab. A hijab may be worn by Muslim female personnel with all orders of dress. It should be noted that Muslim women will always wear a hijab for prayer.

0186. Hijab Specification. The principal of modesty and dignity is to be respected which includes covering the head, neck and collar bones. The hijab is to be black in colour, worn without a cap badge and is to be without pattern or embellishments to the edge (ie. tassels). It is not to exceed 100 cm x 100 cm in size and may be worn outside or inside uniform. A design suitable for wearing when participating in sport may also be worn where practical. Procurement of both items is to be a local supply matter and an initial issue of three hijabs and three sports hijabs may be purchased locally and replaced as required.



The Hijab, worn indoors and with Service issue headdress.

0187. Cravats. Muslim females may wear a cravat with normal headdress (beret or cap) when in uniform that requires an open neck (ie. shirt sleeve order or warm weather parade dress). The colour of the cravat is to match as far as possible the colour of the shirt or jacket. Procurement of cravats is to be arranged on the same basis and scale as Hijabs.

0188. Niqab, Jilbab and Burkhas. Wearing any of these items while on duty is likely to affect the practical nature of military duties, present security difficulties and therefore impact on operational effectiveness. None of these items of dress are permitted while on duty, including in civilian attire.

0189. Symbolic Requirements. Adherents of the Muslim religion are permitted to, subject to the provisions of para 0176, observe the following symbolic requirements:

- a. **Taweez/Ta'wiz.** An amulet or locket containing verses from the Koran worn concealed around the neck.

Hindus

0190. Wrist Bands – Rakhi. Both female and male Hindus are permitted to wear Rakhi (sacred thread). They are given by close family relatives at the Raksha (protection) Bandhan (to tie) festival, viewed as sacred threads and are worn around the wrist (usually) but are sometimes worn around the neck.

0191. Tilak (or Tilaki). Hindus are allowed to wear a mark on their forehead (tilak).

Jews

0192. Yarmulke/Kippah. A male member of the Jewish faith may wear a dark, plain pattern yarmulke/kippah whenever he removes other headdress. Synthetic materials are to be worn as it is recognised that the mixing of wool/linen in textiles can be prohibited on religious ground. For the avoidance of doubt there are no items of current issue military clothing that contain this mix of materials.

Buddhists

0193. In uniform, Buddhists are permitted to wear the following items providing that they do not compromise operational effectiveness or H&S:

- a. **Protection and Blessing Strings.** Given by a Venerable Monk or Nun, strings are tied round the wrist as a blessing. The string or cord is symbolic of remaining within the protection of a compassionate embrace. The string or cord is to be worn without ornaments or charms.
- b. **Mala (Prayer Beads).** A mala is a set of 21 or 27 or 54 beads worn around the wrist and used for keeping count while reciting, chanting or mentally repeating mantras. Mala worn in uniform should be plain, wooden and unobtrusive without ornaments or charms.

Rastafarians

0194. Hair. Many Rastafarians choose to not cut their hair as a sign of religious devotion. Under normal circumstances the chain of command should not order or suggest that a Rastafarian should cut their hair, unless it possesses a clear hazard which cannot be overcome in any other way. A full uncut beard may be worn.

- a. **Dreadlocks.** Rastafarian dreadlocks are a core symbol of the religion and have deep personal meaning for its adherents. Dreadlocks can be worn, without being cut, in a variety of styles. They should be worn in a manner that is best suited for the tasks undertaken. The dreadlocks must allow the individual to wear the appropriate headdress/equipment in the correct manner, without compromising its purpose. This may necessitate the individual changing the way their dreadlocks are worn to suit the situation. Dreadlocks can be on show, although covering them with a dark hair net is personal choice and should be permissible in most circumstances. Only when worn in a tight bun or hair net, is it acceptable for dreadlocks to go beyond the shirt collar.
- b. **Growing Stage.** Throughout the process of growing dreadlocks personnel hair should not be ordered to be modified unless for occupational or safety reasons. Personnel will be given a maximum period of 12 months to grow their hair before locking.
- c. **Turbans (IBN 049/20).** Some Rastafari Tribes (particularly the Bobo Ashanti) consider their dreadlocks to be private and they should not be on

display. These adherents can wear an approved Service pattern turban³ of **Dark Blue Rubia material** to cover their dreadlocks. A turban may be worn by male and female adherents with all orders of dress. When necessary to wear specialist headgear such as flying helmets the turban is to be removed and a dark, non-see through, hairnet may be worn. Personnel should affix the appropriate cap badge on the front centre in a position comfortable to the wearer.

0195. Beards. Rastafarian males may wear a full beard in accordance with the Rastafarian tradition.

GENDER CONSIDERATIONS

0196. It is recognised that not all cadets and staff will fit into the gender binary of chapters 1, 2 and 3. Therefore, personnel should be treated with sensitivity according to their needs and allowed to vary their uniform. Where the identity of an individual aligns fully with the provisions of these chapters no further action is required. If the identity does not fully match these chapters then the guidance of the WWO is to be sought in the first instance. Authority for any deviations from the provisions of chapters 1, 2 and 3 is to be sought from the appropriate Regional Comdt or Wg Cdr CCF for CCF (RAF) sections noting the individuals' right to anonymity in all applications. Further guidance for supporting transgender and non-binary cadets and staff can be found in **ACP15**.

³ A turban in this instance is not akin to that worn by those as a tenet of adherence to Sikhism it is more akin to that worn as a tenet of adherence to the Rastafarian religion without necessarily indicating or requiring the SP's adherence to that religion.

CHAPTER 2

RAFAC ORDERS OF DRESS - MALE PERSONNEL

CHAPTER 2

Contents	Para No
Introduction	0201
No 1 Service Dress	0202 - 0210
Occasions for Wear & Authorised Ensemble	
<i>Illustration</i> - No 1 Service Dress (No 1 SD)	
Orders of Dress - No 1 SD	
No 2 Service Working Dress	0211 - 0220
Occasions for Wear & Authorised Ensemble	
<i>Illustration</i> - No 2 (Full) Service Working Dress (No 2 SD)	
Orders of Dress - No 2 (Full) Service Working Dress (No 2 SD)	
<i>Illustration</i> - No 2A (Long Sleeve) Service Dress	
Orders of Dress - No 2A (Long Sleeve) Service Dress	
<i>Illustration</i> – No 2B (Short Sleeve) Service Dress – CFAV Uniformed Staff only	
Orders of Dress - No 2B (Short Sleeve) Service Dress	
<i>Illustration</i> – No 2C (Cadets) Service Dress	
Orders of Dress - No 2C (Cadets) Service Dress	
No 3 Service Dress – Field Clothing	0221 - 0228
Occasions for Wear & Authorised Ensemble	
<i>Illustration</i> – Combat Soldier 95 (CS 95)	
Orders of Dress – CS 95/PCS-MTP	
<i>Illustration</i> – Personal Clothing System – Multi Terrain Pattern (PCS-MTP)	
Orders of Dress – PCS-MTP	

Contents

Para No

No 3A Service Dress - Public Military Engagement (PME)

0229 - 0233

No 4 Service Dress - Optional Mess Dress

0234

Occasions For Wear & Authorised Ensemble

Illustration – No 4 Optional Mess Dress

Orders of Dress – No 4 Optional Mess Dress

No 4 Service Dress - Cadets Formal Dress

0235 - 0237

Occasions For Wear & Authorised Ensemble

Illustration – No 4 Cadets Formal Dress

Orders of Dress – No 4 Cadets Formal Dress

No 5 Service Dress – Mess Dress

0238 - 0248

Occasions For Wear & Authorised Ensemble

Illustration – No 5 Mess Dress

Orders of Dress – No 5 Mess Dress

No 6, 7 & 8 Service Dress (Warm Weather Areas) - RESIDENT SQN STAFF AND CADETS AT OVERSEAS UNITS ONLY (CYPRUS AND GIBRALTAR)

0249 - 0251

Dates of Changeover

No 6 Service Dress - Occasions For Wear

No 7 Service Dress (Warm Weather Areas) - RESIDENT SQN STAFF AND CADETS AT OVERSEAS UNITS ONLY (CYPRUS AND GIBRALTAR)

0252 – 0254

No 7A Service Dress - Occasions For Wear & Authorised Ensemble

Illustration – No 7A and 7B Service Dress – Male All Ranks

Orders of Dress – No 7A and 7B Service Dress – Male All Ranks

Contents

Para No

**No 8 Service Dress - Mess Dress -Warm Weather Areas - RESIDENT SQN STAFF AT OVERSEAS UNITS ONLY
(CYPRUS AND GIBRALTAR)**

0255 – 0258

No 8 Mess Dress - Occasions For Wear & Authorised Ensemble

Illustration – No 8 Mess Dress

Orders of Dress – No 8 & 8A Mess Dress

Inclement Weather Wear

Page 81

Illustration - General Purpose Jacket, Gortex & Jeltex Rainwear, Greatcoat – All Ranks

Chapter 2 – Introduction

0201. This chapter illustrates, through a selection of explanatory notes and illustrations the various orders of dress for male RAFAC personnel and stipulates the occasions on which each type of uniform should be worn. In these regulations and tables, MaCR are included in any general reference to WOs. Male RAFAC officers, WOs, SNCO and cadets of the ATC/CCF are to comply with the orders of dress.

No 1 Service Dress Uniforms – Male RAFAC Officers, WO/SNCOs and Cadets

0202. Occasions for Wear. The No 1 SD is to be worn on all formal and ceremonial occasions as ordered by MOD or Commanders in Chief (CINCs). Additionally, although No 1 SD is not normally worn on parade or formal occasions by those below the appointment of Wing Warrant Officer, OC Wg / Wg Ex O / Sqn Ldr CCF have the discretionary power to authorise its wear at other times. Before authorising its wear OC Wg / Wg Ex O / Sqn Ldr CCF are to ensure that all adult staff on parade or attending the formal occasion are similarly attired to maintain uniformity.

- a. **Cadets.** The standard airman's No 1 SD only will be worn by nominated cadets who are allowed No 1 SD uniform on the following occasions:
 - (1) On initial appointment as Lord Lieutenant's Cadet and whilst undertaking ceremonial duties or functions in that capacity where No 1 SD Uniform is considered the appropriate standard of dress. Lord Lieutenant's Cadets are to wear No 2 SD on all other occasions.
 - (2) RAFAC Representative Cadet attending the National Remembrance Service (Royal Albert Hall). RAFAC Banner Bearers are however encouraged to wear No 2 SD to enable full range of arm movements and maintain appropriate control of the banner.
 - (3) Graduate Cadets and Qualified Junior Leaders Cadets attending the Junior Leaders Graduation Dinner on the authority of Wg Cdr TG (Typically worn as No4 Interim Mess Dress – See paras 0234 & 0328 for order of dress).
 - (4) On appointment as RAF College Commandant's Cadet and whilst undertaking ceremonial duties or functions where No 1 SD is considered the appropriate standard of dress on the authority of Commandant Air Cadets.
 - (5) Individual cadets nominated to attend Special Functions or ceremonies where No 1 SD Uniform is considered the appropriate standard of dress. Authority for these individuals is to be sought from the following; for National Events, COS AC through Logs 1b RAFAC HQ, all other events the appropriate Regional Comdt or Wg Cdr CCF RAFAC HQ for CCF (RAF) sections.
 - (6) With the exception of the cadet nominated by the Lord Mayor of the City of London all Mayoral Cadets are to parade at the Senior Officer's discretion in either No 2 SD or No 2A SD only.
 - (7) With the exception of the cadet nominated as the RAF College Commandant's Cadet for duties as detailed in sub-para 0202a(4), all Station Officer Cadets are to parade at the Senior Officer's discretion in either No 2 SD or No 2A SD only.

Authorised Ensemble

0203. Hat. Only the service issue No 1 SD hat may be worn, as follows:

- a. **Officers.** Gp Cpts and above wear a hat with an embellished patent peak; Wg Cdrs and below have a cloth-covered peak.
- b. **RAFAC WO.** WOs wear a hat with a patent peak with an anodised badge depicting an eagle surrounded by laurel leaves surmounted by a crown. (Only issued to RWO and WWOs, optional purchase item for other posts).
- c. **RAFAC SNCO.** The airman's No 1 SD hat, with a black patent peak and sewn on hat badge is to be worn by all RAFAC non-commissioned ranks other than WOs (Optional purchase item).
- d. **Cadets.** Restricted - only worn by nominated cadets who are allowed No 1 SD uniform for the occasions as detailed in para 0202. When worn cadets wear the standard airman's No 1 SD hat, with a black patent peak ensuring the correct ATC / CCF (RAF) cap badge is affixed.

0204. Jacket & Trousers. The No 1 SD uniform is manufactured as a 2-piece suit, from the same length of fabric. The jacket from one issue should not be worn with the trousers of another. All commissioned ranks, RWOs, WWOs and Corps Bandmaster wear the same style jacket. However, the following variations are approved:

- a. The Lord Mayor of the City of London RAFAC ADC is entitled to wear aiguillettes when on ADC duties, with plain shoulder boards/straps. This variation is applicable irrespective if the person nominated to the position is commissioned or a warrant officer.
- b. RAFAC WOs and SNCOs can wear a part worn No 1 uniform (must be of the current design pattern). RAFAC FS & Sgt will retain the eagle shoulder badge whilst RAFAC WOs are to remove the eagle shoulder badge in line with the badging policy for RWO/WWOs. Trousers must match the jacket colour tone. These are not issue items and are not to be demanded through the RAF.
- a. Where cadets are authorised to wear No 1 SD (see para 0202) they will wear part worn airman's No 1 uniform of the current design pattern regardless of rank. Trousers must match the jacket colour tone. These are not issue items and are not to be demanded through the RAF. All original badges must be removed and replaced with the correct ATC / CCF badges as detailed in para 0433.

0205. Ironing of No 1 SD. The styling of the jacket is not to be altered by ironing-in pleats or creases. Uniform jacket sleeves are constructed to meet the physical silhouette of the arm in repose. When the arm is held stiffly in the "attention", ironed-in creases merely accentuate the distortion of the back of the jacket. Sleeves should only be lightly pressed, using a damp cloth, to iron out lateral creases; this can be best achieved by using a sleeve board. The No 1 SD trousers are to be worn with pressed in creases, front and back, extending the full length of each leg.

0206. Shirt. The Service issue long-sleeved wedgwood blue shirt is to be worn. It is to be worn with creases pressed in on each sleeve running from the centre of the shoulder strap to the cuff.

0207. Tie. A plain black Service issue tie is to be worn, secured with a Windsor knot.

0208. Shoes. Highly polished serviceable black leather Oxford pattern shoes are to be worn by officers and WOs. All other ranks are to wear DMS shoes.

0209. Gloves. Brown Service issue leather gloves are to be worn or carried by officers and WOs when on parade and at other times as ordered. White gloves are to be worn if swords or the Corps Banner are handled and carried. If ordered, RAFAC FS/Sgt and cadets are to wear issue black leather issue gloves. Personnel may be required to wear white cotton gloves on certain ceremonial occasions.

0210. Greatcoat. This item is a private purchase item only and is not available to RAFAC personnel via the service loan pool. Where purchased serviceable greatcoats of the current issue pattern and correct for their rank (officer-style greatcoats have provision for a sword slit) may be worn No 1 SD as follows:

- a. **Parades and Ceremonial.** When required, for inclement weather, etc, the greatcoat is permitted wear for ceremonial occasions and parades providing all RAFAC personnel involved in the event are similarly attired.
- b. **Other occasions (Non Ceremonial).** When required for inclement weather and unless otherwise ordered, on non-ceremonial occasions, individuals who have their own serviceable issue greatcoats may wear greatcoats with their No 1 SD.

No 1 SERVICE DRESS UNIFORM (No 1 SD) – MALE RAFAC OFFICERS, WOs, SNCOs AND CADETS

ANNODISED RAFAC INSIGNIA MUST BE WORN AT ALL TIMES BY RAFAC OFFICERS, WOs, SNCOs



Officer



WO



FS/SGT
Optional not issue



Cadet
Restricted wear. See para 0202 for occasions and authority.

ORDERS OF DRESS – No 1 SERVICE DRESS UNIFORM – MALE RAFAC OFFICERS, WOs, SNCOs AND CADETS

Short Description and Occasions for Wear	Uniform Items	Notes
<p>No 1 Service Dress Uniform</p> <p>(No 1 SD)</p> <p>Reserved for parades, ceremonial and other formal occasions, as ordered.</p>	<p>Hat: No 1 SD Hat.</p> <p>Jacket: No 1 SD.</p> <p>Trousers: No1 SD Trousers (Note 1).</p> <p>Shirt: Issue Long sleeve Wedgwood Blue.</p> <p>Tie: Black Issue.</p> <p>Shoes: Black issue, highly polished oxfords for officers and WO, DMS for other ranks.</p> <p>Coat. Greatcoat if purchased. (Note 2).</p> <p>Gloves: Brown leather for officers and WOs, other ranks are to wear black issue leather. (Notes 3, 4 & 5)</p>	<ol style="list-style-type: none"> 1. To ensure correct hanging of the trousers braces are to be worn. 2. Greatcoats may be worn for parades/ceremonial duties if required (see para 0210a for conditions of wear). No other form of outerwear is to be worn with No 1 SD when on parades/ceremonial duties. When not on parade/ceremonial duty and not otherwise ordered, the greatcoat or Service issue blue rain jacket may be worn with No 1 SD. 3. Regardless of season, officers, WOs are to wear brown leather gloves on parades when in No 1 SD and when ordered on other ceremonial and formal occasions. Additionally, brown gloves may be worn or carried when in No 1 SD unconnected with ceremonial. 4. On certain occasions white cotton gloves and white belts will be worn by detailed personnel. 5. On special Ceremonial occasions, approved only by RAFAC HQ, swords may be carried by officers (only when all cadets are armed with weapons) and they must wear white gloves only with their uniform. (Sword drill training to be carried out by qualified DI (ARMS) instructors only).

No 2 Service Working Dress – Male RAFAC Officers, WO/SNCOs and Cadets.

0211. Occasions for Wear. Except where a specific order of dress has been prescribed, the following types of No 2 Service Working Dress are permitted:

- a. **No 2 Service Working Dress Uniform (No 2 SD).** No 2 SD is jersey and long sleeve shirt mode with tie. All personnel may wear No 2 SD indoors and outdoors, as a routine working dress, throughout the year.
- b. **No 2A Service Dress Uniform (No 2A SD).** No 2A SD is long sleeve shirt no jersey mode and is always worn with tie. All personnel may wear No 2A dress, indoors and outdoors, as a routine working dress, throughout the year.
- c. **No 2B Service Dress Uniform (No 2B SD).** No 2B SD is short sleeve shirt mode and is never worn with tie. All personnel except Cadets may wear No 2B dress, indoors and outdoors, as a routine working dress, throughout the year.
- d. **No 2C Service Dress Uniform (No 2C SD) – Cadets only.** No 2C SD is long sleeve dark blue shirt mode and can be worn with sleeves rolled up or down, and is never worn with tie. Cadets may wear No 2C SD, indoors and outdoors, as a routine working dress, throughout the year.

Illustrations and relevant Orders of dress are detailed at the end of this section. When not wearing a prescribed order of dress, a short sleeve shirt may be worn under a jersey with the addition of a tie.

No 2 Service Working Dress – Authorised Ensemble

0212. Hat.

- a. **Officers.** Are to wear officer No1 SD hat as issued with appropriate badge or field service cap (optional extra at own expense).
- b. **Officer Cadets.** Officer Cadets wear No1 SD hat with a white band over the black mohair band when attending RAFAC CLS CIC. The white band will be issued to them on arrival at RAF Cranwell to conform with the RAF College Regulations. In all other respects they conform to para 0212a.
- c. **RWO / WWO.** Are to wear WO No1 SD hat as issued with appropriate badge, a beret or field service cap (optional extra at own expense).
 - a. **WO / SNCO RAFAC.** Are to wear a beret. The WO No 1 SD hat or field service cap are optional for RAFAC WOs, airmen's No 1 SD hat or field service cap are optional for RAFAC SNCOs. However, these have to be purchased from non-service sources and must be of a current service pattern but not QCS style.
- d. **Cadets.** All cadet ranks wear a beret only.

0213. Jersey. Only the service issue crew neck jersey or V-neck style jersey is to be worn with working dress modes. Stable belts are not to be worn outside the jersey. When not wearing a proscribed order of dress, a short sleeve shirt may be worn under a jersey with the addition of a tie. When worn with the GPJ the bottom of the jersey is not to protrude below the waistband of the jacket.

0214. Trousers. Only the Service issue No 2 SD trousers are to be worn. They are to be worn with pressed in creases front and back, extending the full length of each leg.

0215. Shirts.

- a. **Long-sleeved shirt.** Only the Service issue long sleeved Wedgwood blue shirt is to be worn with No 2 and 2A SD. It is to be worn with a single crease pressed in on each sleeve running from the centre of the shoulder strap to the cuff. Sleeves are not to be rolled up and a tie must be worn.
- b. **Short Sleeved shirt (Uniformed Adult Staff only - Not to be worn by Cadets).** Only the Service issue short-sleeved wedgwood blue shirt is to be worn with No 2B SD. It is to be worn with creases pressed in on each sleeve running from the centre of the shoulder strap to the sleeve end.
- c. **Dark Blue Working Shirt.** RAF dark blue working shirt, No 2C SD is authorised for wear, throughout the year, by cadets. It is to be worn with creases pressed in on each sleeve running from the centre of the shoulder strap to the cuff. Sleeves may be rolled up. A tie is never worn with this shirt.

0216. Footwear. Issue black oxfords or DMS shoes may be worn by RAFAC Officers and WOs. Other ranks wear DMS. Black socks are to be worn.

0217. Belts. The blue/grey issue belt is to worn with No 2A, 2B and 2C SD. Optionally, unless otherwise ordered, authorised pattern stable belts may be worn (See para 0140 for details). The Stable belt is not to be worn over the top of the blue/grey issue belt. When the stable belt is worn the dark stripe is to be uppermost, the leather fastenings of the RAF stable belt are to be secured over the left hip. The locket and union style RAF stable belt is to be worn centrally. Stable belts are not to be worn outside a jersey. A belt must be worn at all times.

0218. Coats. Only issue blue outerwear is to be worn by RAFAC personnel. Unless otherwise detailed, personnel who are in possession of their own serviceable greatcoat may wear them with No 2 SD and No 2A SD uniforms.

0219. Gloves. Issue brown leather for officers & WOs, issue black leather for SNCOs and cadets.

0220. Blue Leather Flying Jacket. A blue leather flying jacket of the standard approved pattern may be purchased at personal expense and worn with No 2 SD by male and female RAFAC Officers, WOs and SNCOs. If worn, the jacket zip slider is to be zipped up to at least 10cm (4") from the top zip stop.

No 2 (FULL) SERVICE DRESS UNIFORM (No 2 SD) – MALE RAFAC OFFICERS, WO / SNCO AND CADETS

**EMBROIDERED RAFAC RANK SLIDES MUST BE WORN AT ALL TIMES
BY RAFAC OFFICERS AND WO/SNCOs**



Officer

Image Pending

WO/FS/SGT



**Sikh Cadet With Turban (Keshki)
(also shown is the Kara (Iron Bracelet).
The remaining Ks stay hidden. See
para 0182 or ACP2 Page 18 for details)**



Cadet

ORDERS OF DRESS - No 2 (FULL) SERVICE DRESS UNIFORM – MALE RAFAC OFFICERS, WO / SNCO AND CADETS

Short Description and Occasions for Wear	Authorised Uniform Items	Notes
<p>No 2 (Full) Service Dress Uniform</p> <p>(No 2 SD)</p> <p>Unless otherwise ordered, can be worn as a standard working dress, indoors and outdoors all year round</p>	<p>Hat: No 1 SD for officers and RWO / WWOs (Note 1 & 2). Beret for other ranks.</p> <p>Shirt: Issue long sleeve wedgwood blue (Note 3).</p> <p>Tie: Black Issue.</p> <p>Jersey: Issue blue/grey v or crew neck.</p> <p>Trousers: No 2 SD.</p> <p>Belt: Blue/grey issue or optional Stable Belt (Note 4).</p> <p>Shoes: Black issue, highly polished oxfords or DMS for RAFAC officers and WO, highly polished DMS for other ranks. (Note 5)</p> <p>Socks: Black issue. (Note 5)</p> <p>Jacket: Issue blue Jeltex rain jacket. (Note 6)</p> <p>Gloves: Brown leather for RAFAC officers and WO, black leather issue for other ranks. (Note 7)</p> <p>Rank Badges (Note 8):</p> <p>NCOs - Blue rank slides only.</p> <p>Officers - Blue Composite Braid (Mounted on a wedgwood blue colour slide where required)</p>	<ol style="list-style-type: none"> 1. Officers may wear optional field service cap. 2. RAFAC WO / SNCO may wear optional No 1 SD Hat or field service cap. 3. A tie is to be worn. 4. The stable belt is not to be worn on the outside of the jersey. 5. Cadets are not issued socks or DMS shoes. Private purchase only. 6. For inclement weather, the General Purpose Jacket is optional for RAFAC Officers & WO/SNCO. If worn, the jacket zip slider is to be zipped up to at least 10cm from the top zip stop. Cadets may only wear the jeltex jacket. 7. Optional for inclement weather. Gloves can only be worn with jersey or outerwear. 8. RAF Regiment/Police or any form of embroidered rank slides not detailed in chapter 4 are not to be worn with No 2 dress.

No 2A (LONG SLEEVED) SERVICE DRESS (No 2A SD) – MALE ALL RANKS

**EMBROIDERED RAFAC RANK SLIDES MUST BE WORN AT ALL TIMES BY RAFAC OFFICERS
AND WO/SNCOs**



Officer



WO/FS/SGT

Image Pending

Image Pending



Cadet



EITHER GREY BELT OR STABLE BELT CAN BE WORN BY ANY RANK

ORDER OF DRESS - No 2A (LONG SLEEVED) SERVICE DRESS – MALE

Short Description and Occasions for Wear	Authorised Uniform Items	Notes
<p>No 2A (Long Sleeved) Service Dress</p> <p>(No 2A SD)</p> <p>There is only one mode of No 2A SD - long sleeve shirt with tie and no jersey.</p> <p>Unless otherwise ordered, can be worn as a routine working dress, indoors and outdoors all year round.</p>	<p>Hat: No 1 SD for officers and RWO / WWOs (Note 1 & 2). Beret for other ranks.</p> <p>Shirt: Issue long sleeve wedgwood blue (Note 3).</p> <p>Tie: Black issue (Note 4).</p> <p>Trousers: No 2 SD.</p> <p>Belt: Blue/grey issue or optional Stable Belt.</p> <p>Shoes: Black issue, highly polished oxfords or DMS for officers and WO, highly polished DMS for other ranks. (Note 5)</p> <p>Socks: Black issue. (Note 5)</p> <p>Jacket: Issue blue Jeltex rain jacket. (Note 6)</p> <p>Gloves: Brown leather for RAFAC officers and WO, black leather issue for other ranks (Note 7).</p> <p>Rank Badges (Note 8):</p> <p>NCOs - Blue rank slides only.</p> <p>Officers - Blue Composite Braid (Mounted on a wedgwood blue colour slide where required)</p>	<ol style="list-style-type: none"> 1. Officers may wear optional No 1 SD Hat or field service cap. 2. RAFAC WO / SNCO may wear optional No 1 SD Hat or field service cap. 3. Under no circumstances, even in the working place, are shirtsleeves to be rolled up. 4. A tie is always to be worn with No 2A Dress. 5. Cadets are not issued sock or DMS shoes private purchase only. 6. For inclement weather, the General Purpose Jacket is optional for RAFAC Officers & WO/SNCO. If worn, the jacket zip slider is to be zipped up to at least 10cm from the top zip stop. Cadets may only wear the jeltex jacket. 7. Optional for inclement weather. Gloves can only be worn with jersey or outerwear. 8. RAF Regiment/Police or any form of embroidered rank slides not detailed in chapter 4 are not to be worn with No 2 dress.

**No 2B (SHORT SLEEVED) SERVICE DRESS (No 2B SD) – MALE – UNIFORMED ADULT STAFF ONLY
NOT TO BE WORN BY CADETS**

EMBROIDERED RAFAC RANK SLIDES MUST BE WORN AT ALL TIMES BY RAFAC OFFICERS AND WO/SNCOs



Officer



**EITHER GREY BELT OR
STABLE BELT CAN BE
WORN BY ANY RANK**



WO/FS/SGT



**ORDER OF DRESS - No 2B (SHORT SLEEVED) SERVICE DRESS – MALE – UNIFORMED ADULT STAFF ONLY
NOT TO BE WORN BY CADETS**

Short Description and Occasions for Wear	Authorised Uniform Items	Notes
<p>No 2B (Short Sleeved) Service Dress</p> <p>(No 2B SD)</p> <p>No 2B SD is a short sleeve dress mode.</p> <p>Unless otherwise ordered, can be worn indoors and outdoors all year round</p>	<p>Hat: No 1 SD for officers and RWO / WWOs (Note 1 & 2). Beret for other ranks.</p> <p>Shirt: Issue short sleeve wedgwood blue shirt (Note 3).</p> <p>Trousers: No 2 SD.</p> <p>Belt: Blue/grey issue or optional Stable Belt.</p> <p>Shoes: Black issue, highly polished oxfords or DMS for RAFAC officers and WO, highly polished DMS for other ranks.</p> <p>Socks: Black issue.</p> <p>Jacket: Issue blue Jeltex rain jacket. (Note 4 & 5)</p> <p>Gloves: Brown leather RAFAC for officers and WO, black leather issue for other ranks (Note 6).</p> <p>Rank Badges (Note 7):</p> <p>NCOs - Blue rank slides only.</p> <p>Officers - Blue Composite Braid (Mounted on a wedgwood blue colour slide where required)</p>	<ol style="list-style-type: none"> 1. Officers may wear optional field service cap. 2. RAFAC WO / SNCO may wear optional No 1 SD Hat or field service cap. 3. A tie is never worn with the short sleeve shirt unless the jersey is worn (see para 0213). 4. A Jersey is not to be worn as part of No2B SD (see para 0213 for exception). 5. For inclement weather, the General Purpose Jacket is optional for RAFAC Officers & WO/SNCO. If worn, the jacket zip slider is to be zipped up to at least 10cm from the top zip stop. Cadets may only wear the jeltex jacket. 6. Optional for inclement weather. Gloves can only be worn with outerwear. 7. RAF Regiment/Police or any form of embroidered rank slides not detailed in chapter 4 are not to be worn with No 2 dress.

No 2C SERVICE DRESS (No 2C SD) – MALE – CADETS ONLY

EITHER GREY BELT OR STABLE BELT CAN BE WORN BY ANY RANK

ALL BRASSARDS TO BE WORN OUTSIDE THE TURNUP ON SHIRTS WHEN ROLLED ABOVE ELBOW AND NEVER TO BE WORN WITH CS 95 or PCS/MTP



ORDER OF DRESS – No 2C SERVICE DRESS – CADET ONLY

Short Description and Occasions for Wear	Authorised Uniform Items	Notes
<p>No 2C Service Dress</p> <p>(No 2C SD)</p> <p>Unless otherwise ordered, can be worn all year round by cadets only.</p>	<p>Hat: Beret.</p> <p>Shirt: Issue long sleeve dark blue working shirt (Note 1).</p> <p>Trousers: No 2 SD.</p> <p>Belt: Blue/grey issue or optional Stable Belt.</p> <p>Shoes: Black DMS, highly polished. (Note 5)</p> <p>Socks: Black. (Note 5)</p> <p>Jersey: Issue blue/grey v or crew neck only (Note 2)</p> <p>Jacket: Issue blue jeltex rain jacket only (Note 3)</p> <p>Gloves: Black leather issue (Note 4)</p> <p>Rank Badges: Blue rank slides only</p>	<ol style="list-style-type: none"> 1. Not to be worn with a tie on any occasion, sleeves may be rolled up above the elbow. Only the top (collar) button is to be undone. If worn, under vests are not to be visible. 2. Optional for inclement weather. If worn, shirt collar is to be unbuttoned and worn external to the jersey neck. 3. Only in inclement weather. If worn, the jacket zip slider is to be zipped up to at least 10cm from the top zip stop. 4. Optional but only when jersey or outerwear is worn. 5. Cadets are not issued sock or DMS shoes private purchase only.

No 3 Service Dress – Field Clothing Introduction

0221. General. No 3 Service Dress covers all forms of field exercise clothing, including the Combat Soldier 95 (CS95) DPM, Personal Clothing System Combat Uniform (PCS CU) and PCS-Multi Terrain Pattern (MTP) range. Field exercise clothing is defined as clothing that is required to be worn for training and exercises. CS95 / PCS-MTP is not issued as part of the initial kitting scale for either male or female personnel except for those scaled on the Kestrel Database.

0222. No 3 Service Dress Badges & Insignia.

All CS95 jackets and shirts are to be worn with the following standard insignia:

- a. The union flag emblem, when worn, is to be positioned centrally 5cm below the shoulder seam on the left arm.
- b. The embroidered RAF identity patch (officers only) and the Air Cadets patch (RAFAC WO/SNCO and cadets) is to be affixed centrally and immediately above the right-hand breast pocket of the CS95 field jacket and shirts only. The green patch measures 16cm x 3cm and is embroidered in black.
- c. The RAF Tactical Recognition Flash (TRF) replicates the colours of the RAF Stable belt. It is to be worn by officers only.
- d. The RAFAC Staff Formation Flash replicates the colours of the RAF Stable belt with the addition of an eagle and 'AIR CADETS' embroidered in black on the RAFAC Staff Flash. It is to be worn by RAFAC WO/SNCOs only.
- e. The RAFAC Cadet Formation Flash is green with a Grob Tutor, RAF roundel and 'AIR CADETS' embroidered in black. It is to be worn by all cadets.
- f. The CCF Formation Flash is purple with the CCF crest placed centrally. It is to be sewn on at the diagonal with the Navy and Army crowns uppermost and the RAF crown below. It is to be worn by all RAFAC officers and WO/SNCOs assigned to CCF units.
- g. The TRF/Formation Flash is to be sewn centrally on the right sleeve with the top edge 7.5cms below the shoulder seam.
- h. See chapter 4 for additional guidance on placement and for other flashes such as aircrew wings, Junior Leaders or Small Arms Training Teams.

All PCS-MTP jackets and shirts are to be worn with the following standard insignia:

- i. The union flag emblem is to be positioned with the upper corners meeting the edges of the left badging plate.
- j. The embroidered RAF identity patch (officers only) and the Air Cadets patch (WO/SNCO RAFAC and cadets) is not currently worn with PCS-MTP iaw AP1358.

- k. The RAF Tactical Recognition Flash (TRF) replicates the colours of the RAF Stable belt. It is to be worn by officers only.
- l. The RAFAC Staff Formation Flash replicates the colours of the RAF Stable belt with the addition of an eagle and 'AIR CADETS' embroidered in black on the RAFAC Staff Flash. It is to be worn by RAFAC WO/SNCOs only.
- m. The RAFAC Cadet Formation Flash is green with a Viking glider, RAF roundel and 'AIR CADETS' embroidered in black. It is to be worn by all cadets.
- n. The CCF Formation Flash is purple with the CCF crest placed centrally. It is to be worn on at the diagonal with the Navy and Army crowns uppermost and the RAF crown below. It is to be worn by all RAFAC officers and WO/SNCOs assigned to CCF units.
- o. The TRF/Formation Flash is to be sewn centrally on the right badging plate (see chapter 4 pages 123-124). Where badging plates already have the RAF TRF sewn on in accordance with AP1358 operational criteria they can remain in this position.
- p. See chapter 4 for additional guidance on placement and for other flashes such as aircrew wings, Junior Leaders or Small Arms Training Teams.

Embroidered name badges are not worn on CS95/PCS-MTP. All other authorised insignia or badges are to appear below these emblems. All other forms of authorised trade badges, qualification badges, emblems and insignia for wear with field clothing are detailed in Chap 4. Only those rank slides, badges and insignia contained herein and / or approved by the RAF Dress Policy Committee (DPC) may be affixed to CS95/PCS-MTP.

Dress Regulations - Combat Soldier 95 (CS95) / PCS-MTP

0223. Occasions for Wear. CS95/PCS-MTP is to be worn when personnel are engaged in dynamic activities or as part of the RAFAC's Public Military Engagement (PME) strategy where the nature of the event, or an element within it, precludes wearing formal attire (eg. Public self-generated fund raising activities, Leadership courses, field training and exercises). It is emphasised, however that the RAFAC remains predominately a blue uniformed organisation. CCF (RAF) Sections will be expected to wear No 2 SD unless a new standing authority to wear CS95/PCS-MTP routinely is given by the Comdt Air Cadets – this decision cannot be made by officers from other services. Furthermore, RAFAC personnel should not wear accoutrements affiliating them to non-RAF organisations such as regimental stable belts, berets and badges; only RAFAC approved variants are permitted. Civilian Instructors/ Padres are not to wear CS95/PCS-MTP or any other DPM clothing. They are to wear appropriate / equivalent hard-wearing civilian clothing.

0224. Variations in CS95/PCS-MTP dress. Variations will be subject to exercise / training requirements, location and climate; the necessary mode will be decided upon through the relevant OC Wg / Wg Ex O / Sqn Ldr CCF RAFAC HQ. CS95 / PCS-MTP is never to be worn mixed together or in a combination with any other uniform modes.

- a. **Public Military Engagement (PME) Clothing.** No3A is a mode of dress combining CS95/PCS-MTP and certain civilian style clothing and may only be worn for official Service events and activities where the public are in attendance as part of the RAF or RAFAC's Public Military Engagement (PME) strategy (see para 0229 for details).

b. **Skill at Arms Instructor Courses.** Civilian Instructors attending Skill at Arms Instructor courses may wear CS95/PCS-MTP during training periods and ranges only. It is not to be worn outside the training environment eg. transit to and from messes and accommodation on Military units. When worn CIs will conform to the full dress regulations as per cadets, including beret and ATC beret badge.

0225. CS95 Authorised Ensemble. When authorised to wear and except where a specific order of dress has been prescribed through the OC Wg / Wg Ex O / Sqn Ldr CCF RAFAC HQ, only the approved CS95 ensemble, as detailed below, is to be worn. Appropriate RAFAC Insignia must be worn at all times. Other items of operational clothing issued for specific operations outside the UK are not to be worn in the UK. Illustrations and relevant orders of dress are detailed at the end of this section. CS95 ensemble comprises:

- a. **Headdress.** The service issue beret is the only headdress to be worn, with appropriate hat badge, by all ranks.
- b. **DPM Field Jacket.** Rank slide worn on the front rank strap. The hood is to be rolled neatly when not in use.
- c. **DPM Lightweight Combat Suit (L/W Jacket & Trousers).** The front rank strap is to display blue rank slides as described in para 0225j. Trouser hems are to be bloused over the top of the boot using either the fitted draw cords or privately purchased twists.
- d. **T-Shirt.** All year round wear under garment of an appropriate colour (Olive Green, Brown or Black). Unit insignia should not be visible.
- e. **OG Norwegian Shirt.** Under garment for cold conditions.
- f. **Fleece Liner (OG/DPM).** Cold conditions undergarment, or suitable mid layer, not to be worn as outer layer.
- g. **DPM Moisture Vapour Permeable (MVP) Suit.** Lightweight Gortex waterproof jacket and trousers.
- h. **Gloves.** Black gloves, appropriate to the task.
- i. **Boots.** Black combat style boot.
- j. **Rank Slides and Belts.** Standard blue rank badges for NCOs and Blue Composite Braid (mounted on an appropriate colour background where required) for Officers, including the appropriate RAFAC insignia as issued are to be worn. Personnel are permitted to wear an approved pattern stable belt in place of the service issued webbing belt.

Note: Black boots, DPM Moisture Vapour Permeable (MVP) suit, fleece (green) and the Norwegian shirts remain authorised and can be worn by individuals with either CS95 or PCS-MTP.

0226. Valeting of CS95

- a. **Lightweight Trousers.** The CS95 trousers are to be worn with pressed-in creases, front and back, extending the full length of each leg.

- b. **Lightweight Shirt.** The shirt is always to be worn, with creases pressed in on each sleeve, running from the centre of the shoulder to the cuff.
- c. **Field Jacket/Smock.** The smock is to be ironed flat without creases.

0227. PCS-MTP Authorised Ensemble. When authorised to wear and except where a specific order of dress has been prescribed through the OC Wg / Wg Ex O / Sqn Ldr CCF RAFAC HQ, only the approved PCS-MTP ensemble, as detailed below, is to be worn. Appropriate RAFAC Insignia must be worn at all times. Other items of operational clothing issued for specific operations outside the UK are not to be worn in the UK. Illustrations and relevant orders of dress are detailed at the end of this section. PCS-MTP ensemble comprises:

- a. **Headdress.** The service issue beret is the only headdress to be worn, with appropriate hat badge, by all ranks.
- b. **MTP Field Jacket/Windproof Smock.** Rank slide worn on the front rank strap. The hood is to be rolled neatly when not in use.
- c. **MTP Lightweight Combat Suit (Lightweight Jacket & Trousers).** Rank slide worn on the front rank strap. The L/W jacket is worn tucked into trousers. Where the activity or temperature dictates, sleeves can be rolled up at the discretion of the individual. Trousers hems are to be bloused over the top of the boot using either the fitted draw cords or privately purchased bungees. When personnel are engaged in combat operations, operational training or on exercises where combat uniform is being worn as part of a specific requirement of the task, and where high activity levels can be expected to be encountered at short notice, the L/W jacket can be worn outside of the trousers with sleeves down, subject to local Commander's discretion.
- d. **MTP Barracks Shirt.** This garment is a lighter version of the jacket without the additional sleeve padding and is designed to be worn within the office and camp environment. Whilst it has not been authorised for issue by the RAF it is acknowledged that, due to the private purchase route nature for No 3 dress, RAFAC personnel will likely purchase in good faith. It is therefore permissible for RAFAC personnel to wear the barracks shirt.
- e. **T-Shirt.** All year round wear under garment of an appropriate colour (Olive Green, Brown or Black). Unit insignia should not be visible.
- f. **Thermal Shirt.** Cold conditions undergarment worn under the lightweight jacket.
- g. **Thermal Smock.** Cold conditions undergarment, or suitable mid layer, not to be worn as outer layer.
- h. **MTP / DPM Moisture Vapour Permeable (MVP) Suit.** Lightweight Gortex waterproof jacket and trousers.
- i. **Gloves.** Black leather waterproof with wrist strap, appropriate to the task.
- j. **Boots.** Black or Brown combat style boot. The desert boot may be worn by RAFAC personnel resident at overseas units, or on camp, in Cyprus and Gibraltar.

k. **Rank Slides and Belts.** Standard blue rank badges for NCOs and Blue Composite Braid (mounted on an appropriate colour background where required) for Officers, including the appropriate RAFAC insignia as issued are to be worn. Personnel are permitted to wear an approved pattern stable belt in place of the service issued webbing belt.

l. **UBACS.** The Under Body Armour Combat Shirt (UBACS) is not to be worn by RAFAC personnel whilst on duty.

m. **FAC CU No14D.** Items of the Future Aircrew Clothing System Combat Uniform (FACS CU) system are not authorised for wear and are not to be worn in lieu of PCS-MTP clothing by RAFAC personnel whilst on duty.

0228. Valeting of PCS-MTP

a. **Trousers.** The trousers are to be ironed flat without creases.

b. **Lightweight Shirt.** The shirt is to be worn pressed flat, without creases in either the sleeve or body of the garment except at the collar which is to be pressed flat against the body of the shirt.

c. **Field Jacket/Smock.** The smock is to be ironed flat without creases.

COMBAT SOLDIER 95 (CS95) – ROUTINE WEAR - ALL RANKS, MALE & FEMALE

EMBROIDERED RAFAC RANK SLIDES MUST BE WORN AT ALL TIMES BY RAFAC OFFICERS AND WO/SNCOs



Normal Wear LW Jacket - sleeves Down



Warm Weather- sleeves up (beware of sunburn)

Stable Belt can be worn as barrack / unit dress and for non-physical activities by any rank

Green belt must be worn at all other times.



Field Jacket



Affixed centrally above right breast pocket for officers combat 95 only



Affixed centrally above right breast pocket for other members of uniformed staff and cadets combat 95 only

ORDER OF DRESS COMBAT SOLDIER 95 (CS95) – MALE & FEMALE

Short Description and Occasion for Wear	All Ranks Male & Female	Notes
<p>Combat Solider 95 (CS95)</p> <p>When authorised (See para 0223)</p> <p>Order of dress will be as detailed by OC Wg / Wg Ex O / Sqn Ldr CCF RAFAC HQ</p>	<p>Hat: Beret (Note 1)</p> <p>T-Shirt: (Note 2)</p> <p>L/W Jacket: DPM (Notes 3 & 6)</p> <p>Field Jacket: DPM (Note 6)</p> <p>Trousers: DPM (Note 8)</p> <p>Belt: OG Webbing belt (Note 4)</p> <p>Fleece Liner: Olive Green (Note 5)</p> <p>MPV Suit: DPM waterproof gortex jacket & trousers</p> <p>Gloves: Black gloves, appropriate to the task</p> <p>Boots: Black combat style boot</p> <p>Rank Badges (Note 9):</p> <p>NCOs - Blue rank slides only.</p> <p>Officers - Blue Composite Braid (Mounted on a CS95 colour slide where required)</p>	<ol style="list-style-type: none"> 1. Beret is to be worn by all ranks when there is no requirement to wear a helmet. Not all cadets can wear combat helmets because of their weight and size. Therefore other forms of safety helmets may be used as necessary as long as they meet health & safety requirements. 2. Not to be worn as an outer layer unless authorised by local command for work of a limited duration. 3. Worn tucked into trousers. Where the activity temperature dictates, sleeves can be rolled above the elbows at the discretion of the individual unless otherwise directed by local command. When engaged in strenuous work, particularly in high temperatures, the shirt can be worn untucked for the duration of the task. It should be replaced inside the waistband when no longer directly engaged on that task. 4. Stable belts may be worn as an item of routine working dress, but they are not to be worn in the field or on exercise. Belts are not to be worn external to the field jacket. 5. Not to be worn as an outer layer. 6. Badges. Only those authorised by the RAF DPC. 7. Brassards are not to be worn. 8. The trouser legs are to be bloused by either utilising the ties on the trouser or using trouser twists. 9. RAF Regiment/Police or any form of embroidered rank slides not detailed in chapter 4 are not to be worn with No 3 dress.

PERSONAL CLOTHING SYSTEM-MULTI TERRAIN PATTERN (PCS-MTP) – ALL RANKS, MALE & FEMALE

**EMBROIDERED RAFAC RANK SLIDES MUST BE WORN AT ALL TIMES BY RAFAC OFFICERS
AND WO/SNCOs**



Officers
Normal Wear L/W Jacket -sleeves down

WO/FS/SGTs
Normal Wear L/W
Jacket -sleeves Down
Warm Weather-
sleeves up
(beware of sunburn)

Cadets
Normal Wear L/W
Jacket -sleeves down

Field Jacket

**Stable Belt can be worn as barrack / unit dress and for non-physical activities by any rank.
Either the CS95 or PCS-MTP Green belt must be worn at all other times.**

ORDER OF DRESS PCS-MTP – MALE & FEMALE

Short Description and Occasion for Wear	All Ranks Male & Female	Notes
<p>Personal Clothing System Combat Uniform (PCS CU)</p> <p>Personal Clothing System-Multi Terrain Pattern (PCS-MTP)</p> <p>When authorised (See para 0223)</p> <p>Order of dress will be as detailed by OC Wg / Wg Ex O / Sqn Ldr CCF RAFAC HQ</p>	<p>Hat: Beret (Note 1)</p> <p>T-Shirt: (Notes 2 & 10)</p> <p>L/W Jacket: PCS-MTP (Notes 3 & 6)</p> <p>Field Jacket: PCS-MTP (Note 6)</p> <p>Trousers: PCS-MTP (Note 8)</p> <p>Belt: Belt (Notes 4 & 10)</p> <p>Thermal Shirt: Khaki micro fleece (Notes 5 & 10)</p> <p>Thermal Smock: Khaki shell fleece (Notes 5 & 10)</p> <p>MPV Suit: waterproof gortex jacket & trousers either CS 95/PCS-MTP for bad weather conditions.</p> <p>Gloves: Black gloves, appropriate to the task</p> <p>Boots: Black or brown combat style boot (No desert boots allowed unless resident or on camp at Cyprus or Gibraltar)</p> <p>Rank Badges (Note 9):</p> <p>NCOs - Blue rank slides only.</p> <p>Officers - Blue Composite Braid (Mounted on a MTP colour slide where required)</p>	<ol style="list-style-type: none"> 1. Beret is to be worn by all ranks when there is no requirement to wear a helmet. Not all cadets can wear combat helmets because of their weight and size. Therefore other forms of safety helmets may be used as necessary as long as they meet health & safety requirements. 2. Not to be worn as an outer layer unless authorised by local command for work of a limited duration. 3. Worn tucked into trousers. Where the activity temperature dictates, sleeves can be rolled above the elbows at the discretion of the individual unless otherwise directed by local command. When engaged in strenuous work, particularly in high temperatures, the shirt can be worn untucked for the duration of the task. It should be replaced inside the waistband when no longer directly engaged on that task. 4. Stable belts may be worn as an item of routine working dress, but they are not to be worn in the field or on exercise. Belts are not to be worn external to the field jacket. 5. Not to be worn as an outer layer. 6. Badges. Only those authorised by the RAF DPC. 7. Brassards are not to be worn. 8. The trouser legs are to be bloused by either utilising the ties on the trouser or using trouser twists. 9. RAF Regiment/Police or any form of embroidered rank slides not detailed in chapter 4 are not to be worn with No 3 dress. 10. CS95 items are fully compatible with PCS-MTP and will remain in use as long as stocks are available.

No3A Public Military Engagement (PME) Clothing Introduction

0229. General. No3A is a mode of dress combining operational and certain civilian style clothing and may only be worn for official Service events and activities where the public are in attendance as part of the RAF's Public Military Engagement (PME) strategy. Approval for this mode of dress is at a minimum level of Regional Level. The provision of any civilian clothing used as part of No 3A dress is to be funded as part of the event or activity budget; there is no Service supply chain item available.

0230. Occasions for wear. No1 and No2 Service Dress modes remain the routine uniforms to be worn when in public on non-operational or Military Aid roles. However, where the nature of the event, or an element within it, precludes wearing formal attire, the activity/event sponsor has the option of seeking approval for use of No3A SD for personnel engaged in dynamic activities. A body of personnel deployed to an event in No3A SD should be uniform in appearance.

0231. No3A Ensemble. When authorised for wear, No3A SD consists of:

- a. **Headdress.** Headdress should not normally be worn with No3A as a matter of routine, however:
 - i. **Beret.** The beret can be worn by all ranks when deemed appropriate (an arena party for example). If berets are worn compliments are to be paid.
 - ii. **Baseball hats.** Baseball hats are approved only for RAFAC sponsored events and are not to be worn when involved in events where the RAF are the lead organisation. Baseball hats are not to be worn within military establishments when not actively engaged in the duty for which they were issued. Baseball hats iaw RAFAC Brand Rules and para 0233 below may be worn by all ranks where the nature of the duty or climatic conditions have been deemed appropriate and approval has been given.
- b. **Shirt.** A polo style or t-shirt, iaw RAFAC Brand Rules and para 0232 below, is worn tucked into the waistband of the trousers.
- c. **Belt.** Either the issue green belt or a privately purchased stable belt may be worn, subject to the nature of activity.
- d. **Trousers.** CS95/PCS-MTP trousers are worn, with the hems bloused over the top of the boot.
- e. **Boots.** Issue patrol or high liability boots (black or brown) are to be worn.
- f. **Outerwear.** During inclement weather, either the RAF GPJ or MVP jacket with rank insignia may be worn but all personnel are to be attired in the same fashion. Berets are to be worn with outerwear.

0232. Shirt Design. The shirt design for use in No 3A dress is normally to be a 'polo' type with collar and is to only contain the following colour ranges and design motifs:

- a. RAFAC Brand Rules specification (Dark Blue (Pantone® 295), Light Blue (Pantone® 549), Maroon (Pantone® 195) and White (Pantone® White) (only dark or light blue can form the main body colour with maroon and white only used for seam piping, cuffing and small contrast panels).
- b. RAFAC Logos previously approved through the RAFAC Brand Rules on the left breast, sleeves and/or back panel (combinations are allowed but there must be a minimum of a RAFAC logo on the left breast or sleeve).
- c. Sqn or Formation insignia can be added to the sleeve or right breast but a RAFAC Logo is to be included on the left breast.
- d. A PT shirt can be worn when personnel are directly involved in appropriate sporting activities (eg. tug of war, field gun completions, etc.) – the use of the PT shirt is to cease once the sports activity has completed. PT shirts are not scaled for issue at public expense

0233. Baseball Hat Design. The baseball hat design for use in No 3A dress is to be of standard dimensions and is to only contain the following colour ranges and design motifs:

- a. RAFAC Brand Rules specification (Dark Blue (Pantone® 295), Light Blue (Pantone® 549), Maroon (Pantone® 195) and White (Pantone® White) (only dark or light blue can form the main body colour with maroon and white only used for seam piping and small contrast panels).
- b. RAFAC Logos previously approved through the RAFAC Board on the front, side or back panel (combinations are allowed but there must be a minimum of a RAFAC logo).
- c. Sqn or Formation insignia can be added but an RAFAC Logo is to be included as well.

Note – No other branding or commercial endorsement is permitted on shirts worn with No 3A SD unless authorised by RAFAC HQ.

NO3A PUBLIC MILITARY ENGAGEMENT (PME) - ALL RANKS, MALE & FEMALE

EMBROIDERED RAFAC RANK SLIDES MUST BE WORN AT ALL TIMES BY RAFAC OFFICERS AND WO/SNCOs (FIELD JACKETS ONLY)

Image Pending

Image Pending



Image Pending

Image Pending



Officers
No3A PME with Beret

No3A PME with Baseball Cap

WO/FS/SGTs
No3A PME with Beret

No3A PME no head dress
(beware of sunburn)

No3A PME with Baseball Cap

Cadets
No3A PME with Field Jacket

Stable Belt can be worn by any rank subject to the nature of the activities being undertaken. Either the CS95 or PCS-MTP Green belt must be worn at all other times.

ORDER OF DRESS PCS-MTP – NO3A PUBLIC MILITARY ENGAGEMENT (PME) - ALL RANKS, MALE & FEMALE

Short Description and Occasion for Wear	All Ranks Male & Female	Notes
<p>Personal Clothing System-Multi Terrain Pattern (PCS-MTP) – No3A Public Military Engagement (PME)</p> <p>When authorised (See para 0223)</p> <p>Order of dress will be as detailed by OC Wg / Wg Ex O / Sqn Ldr CCF RAFAC HQ</p>	<p>Hat: Beret or Baseball Cap (Notes 1 & 2)</p> <p>Shirt: A polo style or t-shirt. (Note 3)</p> <p>Trousers: PCS-MTP or CS 95 (Note 4)</p> <p>Belt: Belt (Notes 5 & 10)</p> <p>Field Jacket: PCS-MTP (Note 6)</p> <p>MPV Suit: waterproof gortex jacket & trousers either CS 95/PCS-MTP for bad weather conditions.</p> <p>Gloves: Black gloves, appropriate to the task</p> <p>Boots: Black or brown combat style boot (No desert boots allowed unless resident or on camp at Cyprus or Gibraltar)</p> <p>Rank Badges (Note 8):</p> <p>NCOs - Blue rank slides only.</p> <p>Officers - Blue Composite Braid (Mounted on a MTP colour slide where required)</p>	<ol style="list-style-type: none"> 1. Headdress should not normally be worn with No3A as a matter of routine, however the beret or baseball cap may be worn by all ranks when deemed appropriate. 2. Baseball cap design iac with para 0233. 3. Shirt design iac with para 0232. 4. The trouser legs are to be bloused by either utilising the ties on the trouser or using trouser twists. 5. Stable belts may be worn as an item of routine working dress, but they are not to be worn in the field or on exercise. Belts are not to be worn external to the field jacket. 6. Badges. Only those authorised by the RAF DPC. 7. Brassards are not to be worn. 8. Only worn with field jacket. RAF Regiment/Police or any form of embroidered rank slides not detailed in chapter 4 are not to be worn with No 3 dress. 9. CS95 items are fully compatible with PCS-MTP and will remain in use as long as stocks are available.

No 4 Service Dress (Optional Mess Dress) Male All Ranks

0234. The order of dress is the same as for No 1 SD except that a plain white shirt with normal collar and black bow tie replaces the wedgwood blue shirt. Medals are not worn unless Royalty are present.

ANNODISED RAFAC INSIGNIA MUST BE WORN AT ALL TIMES BY RAFAC OFFICERS AND WO/SNCOs

Image Pending

Image Pending



Image Pending

Officer

WO

FS/SGT
Optional not issue

Cadet
Restricted wear. See para 0202 for occasions and authority.

ORDER OF DRESS - No 4 OPTIONAL MESS DRESS – MALE ALL RANKS

Short Description and Occasions for Wear	Authorised Uniform Items	Notes
<p>Service Dress - Optional Mess Dress (No 4 SD)</p> <p>This is an interim mess dress for:</p> <ol style="list-style-type: none"> 1. RAFAC officers who do not possess a No 5 Dress. 2. RAFAC WO / SNCOs who do not possess a No 5 Dress. 3. Graduate Cadets and Qualified Junior Leaders Cadets attending the Junior Leaders Graduation Dinner on the authority of Wg Cdr TG. 4. Individual cadets nominated to attend special functions or ceremonies where No 4 SD Uniform is considered the appropriate standard of dress. Authority for these individuals is to be sought as per para 0202. 	<p>No 1 SD excepting:</p> <p>Shirt: Plain white collared attached (Wing collars are not permitted)</p> <p>Tie: Black bow tie only no other unit version to be worn.</p> <p>Shoes: Black patent evening, Oxford or DMS.</p> <p>Medals are not worn unless Royalty is present</p>	

No 4 Service Dress (Cadets Formal Dress) - Cadets Only

0235. Occasions for Wear. Where an event warrants a more formal dress (for instance at a formal dinner) this may be worn by cadets within the confines of the event venue.

0236. Authorised Ensemble. The order of dress is:

- a. Plain white shirt with normal (not winged) collar.
- b. Black bow tie.
- c. No 2 SD Blue grey trousers for males. No 2 SD skirts or trousers/slacks for females.
- d. Black DMS shoes (flat shoes for females). Plain black socks are to be worn with trousers, 'nearly black' or 'barely black' tights/stockings are to be worn with the skirt (see para 0136 for hosiery details).
- e. The blue/grey issue belt. Optionally, unless otherwise ordered, the authorised pattern stable belts or RAF Slate grey cummerbund may be worn (See para 0140 for details). Either a belt or cummerbund must be worn at all times.
- f. Rank badges, headdress (apart from headdress covered by paras 0179, 0185, 0192 & 0194c), badges, medals or insignia are NOT to be worn.

Notes: Although authorised for wear, with the exception of blue grey trousers/slacks and belt these items are not scaled for issue at public expense.

0237. Alternatively, at the discretion of the OIC, cadets may wear ball gowns or Black Tie at formal balls and guest nights. Any discretion used must be applied equally regardless of gender.

NO 4 SERVICE DRESS (CADETS FORMAL DRESS) – MALE & FEMALE – CADETS ONLY

Image Pending

Image Pending



**Male Cadet
Blue/grey Belt**

**Female Cadet
Blue/grey Belt**

**Cadet
Optional Stable Belt**

**Female Cadet
Skirt and optional
Stable Belt**

**Male Cadet
Optional Cummerbund**

**Female Cadet
Trousers/slacks and
optional Cummerbund**

ORDER OF DRESS - No 4 CADETS FORMAL DRESS – MALE & FEMALE – CADETS ONLY

Short Description and Occasions for Wear	Authorised Uniform Items	Notes
<p>Cadets Formal Dress for Cadets Only (No 4 SD Cadets)</p> <p>This is a formal event dress for cadets where the standard No4 Interim Mess Dress is not considered appropriate.</p>	<p>Hat: Not worn (Note 1).</p> <p>Shirt: Plain white collared attached (Wing collars are not permitted) (Note 2).</p> <p>Tie: Black bow tie. (Note 3).</p> <p>Trousers: No 2 SD.</p> <p>Skirt: No 2 SD.</p> <p>Belt: Blue/grey issue or optional Stable Belt / RAF Cumberbund.</p> <p>Shoes: Black issue, highly polished DMS. Flat shoes may be worn by females. (Note 4)</p> <p>Socks: Black issue with trousers. (Note 4)</p> <p>Hose: 'Nearly black' or 'barely black' tights or stockings. (Note 4)</p> <p>Rank badges, medals or other insignia: Not worn.</p>	<ol style="list-style-type: none"> 1. Headdress covered by paras 0179, 0185, 0192 & 0194c may be worn. 2. Under no circumstances are shirtsleeves to be rolled up. 3. Unit bow ties are not to be worn. 4. Cadets are not issued socks, hosiery or DMS shoes. Private purchase only. See para 0136 for full hosiery details.

No 5 Mess Dress (No 5 SD) – Male Officers RAFAC and Retired RAFVR(T), RAFAC Warrant Officers / SNCOs

0238. Occasions for Wear. This is an optional purchase item for RAFAC officers, WO and SNCOs. It is reserved in the main as an evening or mess dress and is worn by commissioned officers, WOs and SNCOs at Official Mess Functions. It may also be worn by retired officers, WOs and SNCOs. Badges of rank are to be worn as follows:

- a. **Officers.** Full width gold ranking lace, appropriate to their rank, is worn on both sleeves of the RAF No 5 SD, the centre of the braid being 9.5 cm (3 ¾”) from bottom of the cuff as prescribed for No 1 SD. Retired officers wear the badges of rank as recorded when they retired..
- b. **WO and SNCOs.** A gold-embellished, single rank badge is worn on the right sleeve only, in the position prescribed for No 1 SD. Retired WOs and SNCOs wear the badges of rank to which they were eligible at the time of discharge.
 - i. WO RAFAC the centre of badge 16.5cm (6 ½”) from right sleeve bottom.
 - ii. SNCO RAFAC Lowest point of the chevron 24.1cm (9 ½”) from shoulder seem.
 - iii. FS RAFAC an embroidered crown is to be worn with the base of the crown 3mm (1/8”) above a horizontal line joining the upper tips.
 - iv. Flying badges worn with No 5 are to be half size, gold embroidered on Blue/Grey material. The badge is positioned on the left lapel with the top of the centre of the badge 1 ½” (3.8cm) below the inner end of the collar step opening.
- c. **Insignia.** RAFAC insignia must be worn by all currently serving officers, WOs and SNCOs (see chapter 4, pages 145-146 for measurement and diagrams). RAFVR(T) insignia must be worn by those elements of 2 & 6 FTS who are retaining the RAFVR(T) commission. RAFVR(T) insignia must be worn by retired RAFVR(T) officers. RAFAC officers who previously held a RAFVR(T) commission may choose to revert to RAFVR(T) insignia on retirement or continue to wear RAFAC insignia.

No 5 Mess Dress - Authorised Ensemble

0239. Hat. No 1 SD hat appropriate to rank for outdoors only (optional purchase for RAFAC WO and SNCOs).

0240. Jacket. All commissioned ranks wear the same design jacket. All RAFAC WO and SNCOs wear a similar design jacket. Illustrations and relevant Orders of dress are detailed at the end of this section. Officers or WOs entitled to wear aiguillettes also wear plain shoulder straps.

0241. Trousers. Only No 5 SD trousers are to be worn. The trousers can be supported by braces.

0242. Shirt. Officers wear a white, Marcella shirt of approved design, worn with gold cuff links. RAFAC WO and SNCOs have the option of the Marcella shirt or a similar plain white dress shirt. Chaplains may wear a white shirt with vest stock and double collar.

0243. Waistcoat/Cummerbund. Officers are to wear the blue waistcoat (No 5B SD), but, at OC Wg / Wg Ex O / Sqn Ldr CCF RAFAC HQ discretion, it may be replaced with a slate grey, pleated cummerbund. Official Sqn, Unit, Wg or Formation cummerbunds may only be worn by officers, RAFAC WO and SNCOs at the Wg Cdr / OC Wg / Wg Ex O / Sqn Ldr CCF RAFAC HQ discretion and only on occasions when official guests are not present. When official guests are present a slate grey pleated cummerbund is always to be worn by WOs and SNCOs.

0244. Bow Tie. Plain black double ended. Sqn/Unit/Wg/Formation bow ties are not to be worn with No 5B SD uniform at any time.

0245. Socks. Black.

0246. Shoes. Black patent evening shoes, without toecaps.

0247. Dress Studs and Cufflinks. Plain gold or gold type.

0248. Kilts. Only members of formed Pipe Bands, whilst serving with those units, may, at the discretion of wg cdrs/rgnl cmdts, wear kilts of grey Douglas tartan with No 5B SD. No other tartan is permitted. Kilts may be worn with No 5B SD uniform for formal Burns Nights only at the discretion of the PMC/CMC. Kilts are not to be worn outside the confines of the unit function. No other member of the RAFAC may wear this or any other kilt with No 5B SD uniform at any other occasion (See Chapter 6 para [0608](#)).

OPTIONAL No 5 MESS DRESS (No 5 SD) – MALE RAFAC OFFICERS, WO / SNCOs

**RAFAC OFFICERS, WOs AND SNCOs MUST WEAR EITHER THE CLOTH OR ANNODISED RAFAC INSIGNIA
RAFVR(T) OFFICERS MUST WEAR EITHER THE CLOTH OR ANNODISED RAFVR(T) INSIGNIA (RETIRED OR 2 & 6 FTS ELEMENTS ONLY)**



**Officer No 5
(with Cummerbund)**



**Officer No 5B
(with Waistcoat)**



WO No 5



FS/SGT No 5

ORDERS OF DRESS – OPTIONAL No 5, 5B & 5A - MESS DRESS - MALE RAFAC OFFICERS, WO / SNCOs

Short Description and Occasions for Wear	Authorised Uniform Items	Notes
<p>No 5, 5B Mess Dress (No 5 SD)</p> <p>Reserved in the main as an evening or mess dress, worn by commissioned officers, WOs and SNCOs at formal evening functions eg dining-in nights and guest nights.</p> <p>No 5A Mess Dress (No 5A SD)</p> <p>Is full ceremonial evening dress for officers only. (Note 2)</p>	<p>Hat: No 1 SD hat (outdoors only)</p> <p>Jacket: Mess dress blue/grey.</p> <p>Trousers: Mess dress blue/grey.</p> <p>Waistcoat: Blue/grey (No 5B SD). (Note 1)</p> <p>Cummerbund: Slate grey pleated (Note 1).</p> <p>Shirt: White Marcella.</p> <p>Dress studs: Plain gold or gold type.</p> <p>Cuff links: Plain gold or gold type.</p> <p>Bow Tie: Plain black double ended.</p> <p>Socks: Black</p> <p>Shoes: Black patent evening without toecaps.</p> <p>Coat: Optional – Issue blue outerwear.</p>	<p>1. Officers only - Mess Dress with waistcoat is designated as No 5B. At PMC discretion the blue/grey waistcoat may be replaced by the slate grey pleated cummerbund.</p> <p>2. No 5A SD is for officers only. The standard No 5 SD waistcoat is replaced by a white waistcoat and it is worn with a white wing collared shirt and white bow tie. The white waistcoat and wing collared shirt are available for loan from RAFAC HQ Logs 1b.</p>

**No 6, 7 & 8 Service Dress (Warm Weather Areas) - Male RAFAC Officers, WO/SNCOs and Cadets
RESIDENT SQN STAFF AND CADETS AT OVERSEAS UNITS ONLY (CYPRUS AND GIBRALTAR)**

0249. Dates of Changeover. The following are the normal changeover dates between temperate and warm weather dress in the specified areas, unless a variation is broadcast by the command or formation concerned:

	Warm-weather to temperate	Temperate to warm-weather
Cyprus	3rd Monday in November	3rd Monday in April
Gibraltar	4th Monday in October	3rd Monday in May

0250. It is not possible to publish change dates for other warm weather defined areas as they vary from year to year. Enquiries should be referred to the appropriate local RAF staffs, defence attachés or advisers in the countries concerned.

RAF No 6 Service Dress (No 6 SD)

0251. Occasions for Wear. Should there be a requirement for No 6 dress, contact RAFAC HQ Logs 1b.

**No 7 Service Dress (No 7 SD) Warm Weather areas
RESIDENT SQN STAFF AND CADETS AT OVERSEAS UNITS ONLY (CYPRUS AND GIBRALTAR)**

0252. Occasions for Wear. All forms of No 7 SD are worn in designated warm weather areas overseas as a routine working dress. Illustrations and relevant orders of dress are detailed at the end of this section

Authorised Ensemble

0253. No 7A SD (Long Trousers Mode).

- a. **Shirt.** Long Sleeve shirt or short sleeve shirt may be worn. When worn with long sleeve shirt, black issue tie is to be worn at all times and the sleeves remain buttoned at the wrist.
- b. **Footwear.** Black issue highly polished service shoes or issued non-combat desert boots. Issue black or issue/approved stone coloured socks are to be worn to match the shoe colour.
- c. **Belt.** Blue/grey belt or authorised pattern stable may be worn.
- d. **Headdress.** RAFAC Officers and WOs may wear No 1 SD hat or optional field service cap. RAFAC SNCOs may wear beret or optional No 1 SD hat or field service cap. Cadets are to wear the beret.

0254. No 7B SD (Short Trousers Mode). (Not worn in the Middle East or America).

- a. **Shirt.** Stone short sleeve.
- b. **Footwear.** Issue non-combat desert boots.
- c. **Socks.** Issue short stone colour.
- d. **Belt.** Authorised pattern stable belt may be worn.
- e. **Headdress.** RAFAC Officers and WOs may wear No 1 SD hat or optional field service cap. RAFAC SNCOs may wear beret or optional No 1 SD hat or field service cap. Cadets are to wear the beret.

Note: No 7B SD does not form part of the authorised scales for RAFAC personnel and is a private purchase item.

**No 7A AND 7B SD (WARM WEATHER AREAS) MALE ALL RANKS
RESIDENT SQN STAFF AND CADETS AT OVERSEAS UNITS ONLY (CYPRUS AND GIBRALTAR)**

**EMBROIDERED RAFAC RANK SLIDES MUST BE WORN AT ALL TIMES BY RAFAC OFFICERS
AND WO/SNCOs**

Image Pending

Image Pending



Image Pending

Image Pending

Image Pending

Officer

WO/FS/SGT

Cadet

Either the blue/grey issue belt or the Stable Belt can be worn by any rank.

**ORDERS OF DRESS - No 7A AND 7B SD DRESS (WARM WEATHER AREAS) MALE ALL RANKS
RESIDENT SQN STAFF AND CADETS AT OVERSEAS UNITS ONLY (CYPRUS AND GIBRALTAR)**

Short Description and Occasions for Wear	Authorised Uniform Items	Notes
<p>No 7A Service Dress, Long Trousers - Warm Weather Areas.</p> <p>No 7A SD</p> <p>Is worn as routine working dress during authorised warm weather periods</p>	<p>Hat: Officers - No 1 SD (Note 1) WO/SNCO RAFAC - Beret (Note 2) Cadets - Beret</p> <p>Shirt: Long or short sleeve stone. (Note 3)</p> <p>Long Trousers: Stone.</p> <p>Belt: Blue/grey issue or optional stable belt.</p> <p>Tie: Black issue – with long sleeve shirt only.</p> <p>Shoes: Black issue, highly polished DMS or oxfords for officers and WO RAFAC, DMS for other ranks.</p> <p>Socks: Black with black shoes.</p>	<ol style="list-style-type: none"> 1. Optional - Field service cap. 2. Optional – No 1 SD hat or Field service cap. 3. As preferred unless otherwise ordered.
<p>No 7B SD Service dress, short trousers - warm weather areas.</p> <p>Is worn as routine working dress during authorised warm weather periods.</p>	<p>Hat: Officers, No 1 SD (Note 1). Other ranks, beret (Note 2).</p> <p>Shirt: Short sleeve stone.</p> <p>Shorts: Stone.</p> <p>Belt: Blue/grey issue or optional stable belt.</p> <p>Shoes: Issue non-combat desert boots, all ranks.</p> <p>Socks: Issue stone colour.</p>	<ol style="list-style-type: none"> 1. Optional - Field service cap. 2. Optional – No 1 SD hat or Field service cap.

**No 8 Mess Dress (Warm Weather Areas) (No 8 SD)
RESIDENT SQN STAFF AT OVERSEAS UNITS ONLY (CYPRUS AND GIBRALTAR)**

0255. Occasions for wear. The No 8 SD is an optional item for RAFAC officers and WO/SNCOs who may purchase it at personal expense. RAFAC Officers, WO and SNCO wear it at formal evening functions eg. dining-in nights and guest nights. Officers who have not purchased No 8 SD should wear No 6 SD. WOs and SNCOs may wear No 8 SD at formal evening Mess functions but are not to be directed to do so; alternatively, No 5 SD should be worn. Other Ranks (ORs) who do not have No 8 SD should wear No 6 SD.

Authorised Ensemble

0256. Jacket. All commissioned ranks wear the same design white jacket (with shoulder boards) and all RAFAC WO and SNCOs wear an identical design without shoulder boards and with rank badges affixed to the right sleeve of the jacket.

0257. Trousers. Standard No 5 SD trousers are normally worn; however, individuals may purchase trousers of the No 5 SD pattern and colour, in a lightweight material if preferred.

0258. All remaining accessories are as detailed for No 5 SD.

**No 8 MESS DRESS (WARM WEATHER AREAS) (No 8 SD) MALE RAFAC OFFICERS, WO AND SNCO
RESIDENT SQN STAFF AT OVERSEAS UNITS ONLY (CYPRUS AND GIBRALTAR)**

**ANNODISED RAFAC INSIGNIA MUST BE WORN AT ALL TIMES BY RAFAC OFFICERS AND WO/SNCOs
RAFVR(T) OFFICERS MUST WEAR THE ANNODISED RAFVR(T) INSIGNIA (RETIRED OR 2 & 6 FTS ELEMENTS ONLY)**



Officer

Image Pending

WO

Image Pending

FS/SGT

**ORDERS OF DRESS No 8 MESS DRESS - MALE RAFAC OFFICERS, WO AND SNCOs
RESIDENT SQN STAFF AT OVERSEAS UNITS ONLY**

Short Description and Occasions for Wear	Authorised Uniform Items	Notes
<p>No 8 SD - Mess Dress -Warm Weather Areas. (No 8 SD)</p> <p>See Notes 1 & 3</p>	<p>Hat: No 1 SD (Note 1)</p> <p>Jacket: Mess, white (Note 2)</p> <p>Trousers: No 5 SD (Note 3)</p> <p>Cummerbund: Slate grey pleated</p> <p>Shirt: White, Marcella</p> <p>Cuff links: Plain gold</p> <p>Tie: Black, bow</p> <p>Shoes: Black patent evening</p> <p>Socks: Black</p>	<p>1. Optional at personal expense for RAFAC officers and WO/SNCOs.</p> <p>2. RAFAC WO/SNCOs have same officer pattern No 8 SD Jacket but tailored without shoulder boards and gold/embroidered rank badge affixed to the right sleeve.</p> <p>3. Optional – Trousers No 5 SD pattern/colour in lightweight material (Self Purchase).</p>

**ORDERS OF DRESS – ALL MALE RAFAC PERSONNEL
INCLEMENT WEATHER WEAR**

**EMBROIDERED RAFAC RANK SLIDES MUST BE WORN AT ALL TIMES
BY RAFAC OFFICERS AND WO/SNCOs**

**ANNODISED RAFAC INSIGNIA
MUST BE WORN BY RAFAC
OFFICERS AND WO/SNCOs**



**General Purpose Jacket
Issued to RAFAC Officers
(Optional) WO/SNCOs RAFAC
through private purchase**



**Blue MVP Jacket
Not issued to RAFAC
(Optional) for Officers and
WO/SNCOs RAFAC through private
purchase**



**Greatcoat
Not issued to RAFAC
(Optional) for Officers/WO & SNCO
RAFAC through private purchase.
Not to be worn on ceremonial
duties.**



**Issue Jeltex Jacket
For all personnel in the RAFAC**

CHAPTER 3

RAFAC ORDERS OF DRESS - FEMALE PERSONNEL

CHAPTER 3

Contents	Para No
Introduction	0301
No 1 Service Dress	
Occasions for Wear & Authorised Ensemble	0302 - 0313
<i>Illustration</i> - No 1 Service Dress (No 1 SD)	
Orders of Dress - No 1 SD	
No 2 Service Working Dress	
Occasions For Wear & Authorised Ensemble	0314 - 0325
Maternity Wear	0326
<i>Illustration</i> – No 2 (Full) Service Working Dress (No 2 SD)	
Orders of Dress – No 2 SD	
<i>Illustration</i> – No 2A (Long Sleeve) Routine Working Dress	
Orders of Dress – No 2A (Long Sleeve) Routine Working Dress	
<i>Illustration</i> – No 2B (Short Sleeve) Routine Working Dress – Uniformed Adult Staff only	
Orders of Dress – No 2B (Short Sleeve) Routine Working Dress	
<i>Illustration</i> – No 2C (Cadets Only) Routine Working Dress	
Orders of Dress – No 2C (Cadets only) Routine Working Dress	
No 3 Service Dress – Field Clothing	0327
Occasions For Wear & Authorised Ensemble – as detailed for Males at Chap 2	

Contents

Para No

No 4 Service Dress – Alternative Mess Dress

0328

Occasions For Wear & Authorised Ensemble

Illustration – No 4 SD – Optional Mess Dress

Orders of Dress – No 4 SD Optional Mess Dress

No 4 Service Dress - Cadets Formal Dress

0329 - 0330

Occasions for Wear & Authorised Ensemble

Optional No 5 Service Dress – Mess Dress

0331 - 0342

Occasions For Wear & Authorised Ensemble

Illustration – No 5 SD – Optional Mess Dress

Orders of Dress – No 5 SD – Mess Dress

No 6, 7 & 8 Service Dress (Warm Weather Areas) - RESIDENT SQN STAFF AND CADETS AT OVERSEAS UNITS ONLY (CYPRUS AND GIBRALTAR)

0343 - 0344

Dates of Changeover

No 6 Service Dress – Occasions for wear

No 7 Service Dress (Warm Weather Areas) - RESIDENT SQN STAFF AND CADETS AT OVERSEAS UNITS ONLY (CYPRUS AND GIBRALTAR)

0345 - 0347

No 7A and 7B Service Dress – Occasions for wear & Authorised Ensemble

Illustration – No 7A and 7B Service Dress

Orders of Dress – No 7A and 7B

Contents

Para No

No 8 Service Dress – Mess Dress (Warm Weather Areas) - RESIDENT SQN STAFF AT OVERSEAS UNITS ONLY (CYPRUS AND GIBRALTAR)

0348 - 0352

Illustration – No 8 SD – Mess Dress

Orders of Dress – No 8 & 8A SD – Mess Dress

Inclement Weather Wear

Page 118

Illustration – General Purpose Jacket, Gortex & Jeltex Rainwear – All Ranks

Chapter 3 - Introduction

0301. This chapter illustrates, through a selection of explanatory notes and illustrations, the various orders of dress for female RAFAC personnel and stipulates the occasions on which each type of uniform should be worn. In these regulations and tables, MaCR are included in any general reference to WOs. Female officers, WO, SNCO and cadets of the RAFAC are to comply with the orders of dress.

No 1 Service Dress – Female RAFAC Officers, WO / SNCO and Cadets

0302. Occasions for wear. The No 1 SD is to be worn on all formal and ceremonial occasions as ordered by MOD or Commanders in Chief (CINCs). Additionally, although No 1 SD is not normally worn on parade or formal occasions by those below the appointment of Wing Warrant Officer, OC Wg / Wg Ex O / Sqn Ldr CCF have the discretionary power to authorise its wear at other times. Before authorising its wear OC Wg / Wg Ex O / Sqn Ldr CCF are to ensure that all adult staff on parade or attending the formal occasion are similarly attired to maintain uniformity.

- a. **Cadets.** The standard airman's No 1 SD only will be worn by nominated cadets who are allowed No 1 SD uniform on the occasions detailed in para 0202.

Authorised Ensemble

0303. Hat. Only the Service issue No 1 SD hat may be worn, as follows:

- a. **Officers.** Gp Cpts wear a hat with an embellished patent peak; Wg Cdrs and below have a cloth-covered peak.
- b. **RAFAC WO.** WOs wear a hat with a cloth-covered peak with an anodised badge depicting an eagle surrounded by laurel leaves surmounted by a crown. (Only issued to RWO and WWO, optional purchase item for other posts).
- c. **RAFAC SNCO.** The airwoman's No 1 SD hat is to be worn by all RAFAC non-commissioned ranks. WOs may wear this hat with the WO hat badge. (Optional purchase item).
- d. **Cadets.** Restricted - only worn by nominated cadets who are allowed No 1 SD uniform for the occasions as detailed in para 0202. When worn cadets wear the standard airwoman's No 1 SD hat ensuring the correct ATC / CCF (RAF) cap badge is affixed.

0304. No 1 SD. The No 1 SD uniform is a 3-piece suit consisting of jacket, skirt and trousers. It is manufactured from the same length of fabric. The jacket from one issue should not be worn with the skirt or trousers from another. All commissioned ranks and RWOs/WWOs wear the same style jacket. However, the following variations are approved:

- a. The Lord Mayor of the City of London RAFAC ADC is entitled to wear aiguillettes when on ADC duties, with plain shoulder boards/straps. This

variation is applicable irrespective if the person nominated to the position is commissioned or a warrant officer.

b. RAFAC WO and SNCO can wear a part worn No 1 uniform (must be of the current design pattern). RAFAC FS & Sgt will retain the eagle shoulder badge whilst RAFAC WO are to remove the eagle shoulder badge in line with the badging policy for RWO/WWOs. Skirts and trousers must match the jacket colour tone. These are not issue items and are not to be demanded through the RAF.

c. Where cadets are authorised to wear No 1 SD (see para 0202) they will wear part worn airwoman's No 1 uniform of the current design pattern regardless of rank. Skirts and trousers must match the jacket colour tone. These are not issue items and are not to be demanded through the RAF. All original badges must be removed and replaced with the correct ATC / CCF badges as detailed in para 0433.

0305. Jacket. The styling of the jacket is not to be altered by ironing-in pleats or creases. Uniform jacket sleeves are constructed to meet the physical silhouette of the arm in repose. When the arm is held stiffly in the "attention", ironed-in creases merely accentuate the distortion of the back of the jacket. Sleeves should only be lightly pressed, using a damp cloth, to iron out lateral creases. This can be best achieved by using a sleeve board.

0306. No 1 SD Skirt. Only the issue No 1 SD suit skirt is to be worn with the No 1 SD jacket. Vertical creases are not to be pressed into the skirt. The finished length of uniform skirts is to be mid knee.

0307. No 1 SD Trousers. Only the issue No 1 SD suit trousers is to be worn with the No 1 SD jacket. The No 1 SD trousers are to be worn with pressed-in creases, front and back, extending the full length of each leg. Court shoes are not to be worn with No1 SD trousers.

0308. Shirt. The Service issue female long-sleeved wedgwood blue shirt is always to be worn, with creases pressed in on each sleeve, running from the centre of the shoulder strap to the cuff. Front darts are to be pressed in to the level of the second button and the rear darts down the full length of the shirt.

0309. Tie. A plain black Service issue tie is to be worn, secured with a Windsor knot.

0310. Hose. The approved uniform dress hose colour for wear with No 1 SD on ceremonial occasion is 15 Denier - Nearly Black.

0311. Shoes. Highly polished serviceable black laced Service issue shoes are to be worn on marching occasions; otherwise Service issue court shoes may be worn, as ordered. Court shoes are not to be worn with trousers.

0312. Gloves. Brown Service issue leather gloves are to be worn or carried by all RAFAC officers and WOs when on parade and at other times as ordered. White gloves are to be worn if swords or the Corps Banner are handled and carried. If ordered, RAFAC FS/Sgt and cadets are to wear issue black pattern gloves. Personnel may be required to wear white cotton gloves on certain ceremonial occasions.

0313. Greatcoat. This item is a private purchase item only and is not available to RAFAC personnel via the service loan pool. Where purchased serviceable greatcoats of the current issue pattern and correct for their rank (officer-style greatcoats have provision for a sword slit) may be worn No 1 SD as follows:

- a. **Parades and Ceremonial.** When required, for inclement weather, etc, the greatcoat is permitted wear for ceremonial occasions and parades providing all RAFAC personnel involved in the event are similarly attired.
- b. **Other occasions (Non Ceremonial).** When required for inclement weather and unless otherwise ordered, on non-ceremonial occasions, individuals who have their own serviceable issue greatcoats may wear greatcoats with their No 1 SD.

No 1 SERVICE DRESS UNIFORM (No 1 SD) – FEMALE RAFAC OFFICERS, WO, SNCO AND CADETS

ANNODISED RAFAC INSIGNIA MUST BE WORN AT ALL TIMES BY RAFAC OFFICERS AND WO/SNCO



Officer



WO

Image Pending

Image Pending

FS/SGT
Optional not issue



Cadet
Restricted wear. See para 0202
for occasions and authority.

ORDERS OF DRESS – No 1 SERVICE DRESS UNIFORM – FEMALE RAFAC OFFICERS, WO, SNCO AND CADETS

Short Description and Occasions for Wear	Uniform Items	Notes
<p>No 1 Service Dress Uniform (No 1 SD)</p> <p>Reserved for parades, ceremonial and other formal occasions, as ordered.</p>	<p>Hat: No 1 SD Hat.</p> <p>Jacket: No 1 SD.</p> <p>Skirt or Trousers: No 1 SD (Note 1)</p> <p>Shirt: Issue long sleeve Wedgwood Blue.</p> <p>Tie: Black issue.</p> <p>Shoes: Highly polished black laced or court, as ordered.</p> <p>Hose: 15 Denier – Nearly black. Black issue socks with trousers.</p> <p>Coat. Greatcoat if purchased. (Note 2).</p> <p>Gloves: Brown leather for officers and WOs, other ranks are to wear black issue leather. (Notes 3, 4 & 5)</p>	<ol style="list-style-type: none"> 1. No 1 SD uniform for unit ceremonial occasions will be set by the Regional/Wg HQ who will decide whether skirts or trousers are to be worn. Mixed dress of skirts or trousers is not permitted within a parade. 2. Greatcoats may be worn for parades/ceremonial duties if required (see para 210a for conditions of wear). No other form of outerwear is to be worn with No 1 SD when on parades/ceremonial duties. When not on parade/ceremonial duty and not otherwise ordered, the greatcoat or Service issue blue rain jacket may be worn with No 1 SD. 3. Regardless of season, RAFAC officers, WO are to wear brown leather gloves on parades when in No 1 SD and when ordered on other ceremonial and formal occasions. Additionally, brown gloves may be worn or carried when in No 1 SD unconnected with ceremonial. 4. On certain occasions white cotton gloves and white belts will be worn by detailed personnel. 5. On special Ceremonial occasions, approved only by RAFAC HQ, swords may be carried by officers (only when all cadets are armed with weapons) and they must wear white gloves only with their uniform. (Sword drill training to be carried out by qualified DI (ARMS) instructors only).

No 2 Service Working Dress – Female Officers and cadets

0314. Occasions for Wear. Except where a specific order of dress has been prescribed, the under mentioned modes of No 2 Service Working Dress are permitted. Illustrations and relevant orders of dress are detailed at the end of this section.

- a. **No 2 Service Dress Uniform (No 2 SD).** No 2 SD is jersey and long sleeve shirt mode with tie. All personnel may wear No 2 SD indoors and outdoors, as a routine working dress, throughout the year.
- b. **No 2A Service Dress Uniform (No 2A SD).** No 2A SD is long sleeve shirt no jersey mode and is always worn with tie. All personnel may wear No 2A dress, indoors and outdoors, as a routine working dress, throughout the year.
- c. **No 2B Service Dress Uniform (No 2B SD).** No 2B SD is short sleeve shirt mode or Service issue blouse and is never worn with tie. All personnel except cadets may wear No 2B dress, indoors and outdoors, as a routine working dress, throughout the year.
- d. **No 2C Service Dress Uniform (No 2C SD) – Cadets only.** No 2C SD is long sleeve dark blue shirt mode and can be worn with sleeves rolled up or down, and is never worn with tie. Cadets may wear No 2C SD, indoors and outdoors, as a routine working dress, throughout the year.

Illustrations and relevant Orders of dress are detailed at the end of this section. When not wearing a prescribed order of dress, a short sleeve shirt may be worn under a jersey with the addition of a tie.

No 2 Service Dress - Authorised Ensemble

0315. Hat. The No 2 headdress options are as follows:

- a. **Officers.** May either wear their own style officer's No 1 SD hat, the airwomen's No 1 SD hat with appropriate badge or field service cap (optional extra at own expense).
- b. **Officer Cadets.** Officer Cadets wear the No1 SD hat with a white band over the black mohair band when attending RAFAC TA OIC. The white band will be issued to them on arrival at RAF Cranwell to conform with the RAF College Regulations. In all other respects they conform to para 0315a.
- b. c. **RWO / WWO.** May either wear their own style WO No1 SD hat as issued, the airwomen's No 1 SD hat with appropriate badge, a beret or field service cap (optional extra at own expense).
- d. **RAFAC WO / SNCO.** Are to wear a beret. The WO No 1 SD hat, airwomen's No 1 SD hat with appropriate badge or field service cap are optional for RAFAC WO. The airwomen's No 1 SD hat or field service cap are optional for RAFAC SNCO. However, these have to be purchased from non-service sources and must be of a current service pattern.
- e. **Cadets.** All cadet ranks wear a beret only.

0316. Jersey. Only the service issue crew neck jersey or V-neck style jersey is to be worn with working dress modes. Stable belts are not to be worn outside the jersey. When not wearing a proscribed order of dress, a short sleeve shirt may be worn under a jersey with the addition of a tie. When worn with the GPJ the bottom of the jersey is not to protrude below the waistband of the jacket.

0317. Skirt. Only the Service issue No 2 SD skirt is to be worn. Vertical creases are not to be pressed into the skirt. The finished length of the skirt length is to be mid-knee.

0318. Trousers. Only the Service issue No 2 SD trousers are to be worn. They are to be worn with pressed in creases front and back, extending the full length of each leg. Unless otherwise ordered, they may be worn throughout the year at the individual's discretion. Females may elect to wear male pattern No2 SD trousers on grounds of better fit and/or comfort.

0319. Shirts.

a. **Long-sleeved shirt.** Only the Service issue long sleeved wedgwood blue shirt is to be worn with No 2 SD and 2A SD. It is to be worn with creases pressed in on each sleeve running from the centre of the shoulder strap to the cuff. Front darts are to be pressed in to the level of the second button and the rear darts down the full length of the shirt. Sleeves are never rolled up. A tie must be worn.

b. **Short Sleeved shirt and Blouse (Uniformed Adult Staff only - Not to be worn by Cadets).** Only the Service issue short-sleeved, wedgwood blue shirt or blouse is to be worn with No 2B SD. It is to be worn with creases pressed in on each sleeve running from the centre of the shoulder strap to the sleeve end. Front darts are to be pressed in to the level of the second button and the rear darts down the full length of the shirt. The short-sleeved shirt may be worn under a jersey with the mandatory addition of a tie. The blouse is never worn with a tie. In colder conditions the jersey may be worn over the blouse, arranging the reverse collar so that it lies neatly outside the jersey neck.

c. **Dark Blue Working Shirt.** RAF dark blue working shirt, No 2C SD, is authorised for wear, throughout the year, by cadets. It is to be worn with creases pressed in on each sleeve running from the centre of the shoulder strap to the cuff. Front darts are to be pressed in to the level of the second button and the rear darts down the full length of the shirt. Sleeves may be rolled up. A tie is never worn with this shirt.

0320. Hosiery. Service issue black socks are to be worn with trousers. 'Nearly black' or 'barely black' tights/stockings are to be worn with the skirt (see para 0136 for hosiery details).

0321. Footwear. Service issue black laced shoes or court shoes may be worn with the skirt. Court shoes are not to be worn with trousers or when engaged in foot drill, parades or inspections. Females may elect to wear male pattern DMS shoes with No2 SD trousers on grounds of better fit and/or comfort.

0322. Belts. Optionally, unless otherwise ordered, authorised pattern stable belts (see para 0140 for details) or blue/grey optional 'money' belts may be worn. When the stable belt is worn the dark stripe is to be uppermost, the leather fastenings of the RAF stable belt are to be secured over the left hip. The locket and union style RAF stable belt is to be worn centrally. Stable belts or 'money' belts are not to be worn outside a jersey. A belt must be worn at all times.

0323. Coats. Only issue blue outerwear is to be worn by RAFAC personnel. Unless otherwise detailed, personnel who are in possession of their own serviceable greatcoat may wear them with No 2 SD and No 2A SD uniforms.

0324. Gloves. Issue brown leather for RAFAC Officers & WO, issue black leather for RAFAC SNCO and cadets.

0325. Blue Leather Flying Jacket. A blue leather flying jacket of the standard approved pattern may be purchased at personal expense and worn with No 2 SD by female RAFAC Officers, WOs and SNCOs. If worn, the jacket zip slider is to be zipped up to at least 10cm (4") from the top zip stop.

Maternity Wear

0326. DCI JS 18/01 gives details on the issue of maternity wear. Maternity wear is designed to be worn from a point when the standard uniform becomes too tight. choice/combination of dress, trousers, short sleeve shirts and cardigan. Shirts are to be worn outside the trousers or skirts. The dress, shirts and cardigans are designed to take standard rank insignia. The MVP RAF Weatherproof Jacket will accommodate the majority of pregnancies up to maternity leave. As a last resort if a suitable size Service issue jacket cannot be provided a dark civilian top coat may be worn outdoors. Service headwear should not be worn in this instance.

No 2 (FULL) SERVICE WORKING DRESS UNIFORM (No 2 SD) – FEMALE RAFAC OFFICERS, WO/SNCO AND CADETS

EMBROIDERED RAFAC RANK SLIDES MUST BE WORN AT ALL TIMES BY RAFAC OFFICERS AND WO/SNCO

Image Pending



Officer

Image Pending



Muslim Cadet With Hijab



Cadet

ORDERS OF DRESS - No 2 (FULL) SERVICE DRESS UNIFORM – FEMALE RAFAC OFFICERS, WO/SNCO AND CADETS

Short Description and Occasions for Wear	Authorised Uniform Items	Notes
<p>No 2 (Full) Service Dress Uniform</p> <p>(No 2 SD)</p> <p>Unless otherwise ordered, can be worn as a standard working dress, indoors and outdoors all year round</p>	<p>Hat: No 1 SD for officers and RWO / WWOs (Note 1 & 2). Beret for other ranks.</p> <p>Shirt: Issue long sleeve wedgwood blue. (Note 3)</p> <p>Tie: Black Issue.</p> <p>Jersey: Issue blue/grey V or crew neck.</p> <p>Skirt: No 2 SD.</p> <p>Trousers No 2 SD.</p> <p>Belt: Optional RAF Stable Belt or the blue/grey money belt (Note 4).</p> <p>Shoes: Black issue, highly polished laced or court. (Note 5)</p> <p>Hose: ‘Nearly black’ or ‘barely black’ tights or stockings. Plain black issue socks with trousers. (Note 5)</p> <p>Jacket: Issue blue Jeltex rain jacket. (Note 6)</p> <p>Gloves: Brown leather for RAFAC officers and WO, black leather issue for other ranks. (Note 7)</p> <p>Rank Badges (Note 8):</p> <p>NCOs - Blue rank slides only.</p> <p>Officers - Blue Composite Braid (Mounted on a wedgwood blue colour slide where required).</p>	<ol style="list-style-type: none"> 1. Officers may wear optional field service cap. 2. RAFAC WO / SNCO may wear optional No 1 SD Hat or field service cap. 3. A tie is to be worn. 4. The stable belt is not to be worn on the outside of the jersey. 5. Court shoes can be only worn with skirt but they are not to be worn for marching. If marching in skirts, flat-soled laced shoes are to be worn. Cadets are not issued socks, hosiery or DMS shoes. Private purchase only. See para 0136 for full hosiery details. 6. For inclement weather, the General Purpose Jacket is optional for RAFAC Officers & WO/SNCO. If worn, the jacket zip slider is to be zipped up to at least 10cm from the top zip stop. Cadets may only wear the jeltex jacket. 7. Optional for inclement weather. Gloves can only be worn with jersey or outerwear. 8. RAF Regiment/Police or any form of embroidered rank slides not detailed in chapter 4 are not to be worn with No 2 dress.

No 2A (LONG SLEEVED) SERVICE DRESS (No 2A SD) – FEMALE ALL RANKS

**EMBROIDERED RAFAC RANK SLIDES MUST BE WORN AT ALL TIMES BY
RAFAC OFFICERS AND WO/SNCO**

Image Pending
(Stable Belt &
Skirt)



Officer

Image Pending
(Blue Belt)

Image Pending
(Stable Belt)



WO/FS/SGT



Cadet



EITHER GREY BELT / PURSE BELT OR STABLE BELT CAN BE WORN BY ANY RANK

ORDERS OF DRESS – No 2A (LONG SLEEVED) SERVICE DRESS – FEMALE ALL RANKS

Short Description and Occasions for Wear	Authorised Uniform Items	Notes
<p>No 2A (Long Sleeved) Service Dress</p> <p>(No 2A SD)</p> <p>There is only one mode of No 2A SD - long sleeve shirt with tie and no jersey.</p> <p>Unless otherwise ordered, can be worn as a routine working dress, indoors and outdoors all year round.</p>	<p>Hat: No 1 SD for officers and RWO / WWOs (Note 1 & 2). Beret for other ranks.</p> <p>Shirt: Issue long sleeve wedgwood blue (Note 3).</p> <p>Tie: Black issue (Note 4).</p> <p>Skirt: No 2 SD.</p> <p>Slacks / Trousers (male): No 2 SD. (Note 5)</p> <p>Belt: Optional RAF Stable Belt or the optional blue/grey money belt (Note 6).</p> <p>Shoes: Black issue, highly polished laced or court. (Note 7)</p> <p>Hose: ‘Nearly black’ or ‘barely black’ tights or stockings. Plain black issue socks with trousers. (Note 7)</p> <p>Jacket: Issue blue Jeltex rain jacket. (Note 8)</p> <p>Gloves: Brown leather for RAFAC officers and WO, black leather issue for other ranks. (Note 9)</p> <p>Rank Badges (Note 10):</p> <p>NCOs - Blue rank slides only.</p> <p>Officers - Blue Composite Braid (Mounted on a wedgwood blue colour slide where required)</p>	<ol style="list-style-type: none"> 1. Officers may wear optional No 1 SD Hat or field service cap. 2. RAFAC WO / SNCO may wear optional No 1 SD Hat or field service cap. 3. Under no circumstances, even in the working place, are shirtsleeves to be rolled up. 4. A tie is always to be worn with No 2A Dress. 5. Optional unless otherwise ordered. 6. The stable belt is not to be worn external to the jersey. 7. Court shoes can be only worn with skirt but they are not to be worn for marching. If marching in skirts, flat-soled laced shoes are to be worn. Cadets are not issued socks, hosiery or DMS shoes. Private purchase only. See para 0136 for full hosiery details. 8. For inclement weather, the General Purpose Jacket is optional for RAFAC Officers & WO/SNCO. If worn, the jacket zip slider is to be zipped up to at least 10cm from the top zip stop. Cadets may only wear the jeltex jacket. 9. Optional for inclement weather. Gloves can only be worn with outerwear. 10. RAF Regiment/Police or any form of embroidered rank slides not detailed in chapter 4 are not to be worn with No 2 dress.

**No 2B (SHORT SLEEVE) SERVICE DRESS (No 2B SD) – FEMALE – UNIFORMED ADULT STAFF ONLY
NOT TO BE WORN BY CADETS**

EMBROIDERED RAFAC RANK SLIDES MUST BE WORN AT ALL TIMES BY RAFAC OFFICERS AND WO/SNCO



Officer



WO/FS/SGT

**EITHER GREY BELT /
PURSE BELT OR STABLE
BELT CAN BE WORN BY
ANY RANK**

Image Pending

Image Pending

**ORDERS OF DRESS – No 2B (SHORT SLEEVE) SERVICE DRESS - FEMALE - UNIFORMED ADULT STAFF ONLY
NOT TO BE WORN BY CADETS**

Short Description and Occasions for Wear	Authorised Uniform Items	Notes
<p>No 2B – (Short Sleeved) Service Dress</p> <p>(No 2B SD)</p> <p>No 2B SD is a short sleeve dress mode.</p> <p>Unless otherwise ordered, can be worn indoors and outdoors all year round</p>	<p>Hat: No 1 SD for officers and RWO / WWOs (Note 1 & 2). Beret for other ranks.</p> <p>Shirt: Issue short sleeve wedgwood blue. (Note 3)</p> <p>Skirt: No 2 SD.</p> <p>Slacks / Trousers (male): No 2 SD. (Note 4)</p> <p>Belt: Optional RAF Stable Belt or the optional blue/grey money belt.</p> <p>Shoes: Black issue, highly polished laced or court. (Note 6)</p> <p>Hose: ‘Nearly black’ or ‘barely black’ tights or stockings. Plain black issue socks with trousers. (Note 6)</p> <p>Jacket: Issue blue Jeltex rain jacket. (Note 7)</p> <p>Gloves: Brown leather for RAFAC officers and WO, black leather issue for other ranks. (Note 8)</p> <p>Rank Badges (Note 9):</p> <p>NCOs - Blue rank slides only.</p> <p>Officers - Blue Composite Braid (Mounted on a wedgwood blue colour slide where required)</p>	<ol style="list-style-type: none"> 1. Officers may wear optional field service cap. 2. RAFAC WO / SNCO may wear optional No 1 SD Hat or field service cap. 3. A tie is never worn with the short sleeve shirt unless the jersey is worn (see para 0316). Only the top (collar) button is to be undone. If worn, under vests are not to be visible. 4. Optional unless otherwise ordered 5. A Jersey is not to be worn as part of No2B SD (see para 0316 for exception). 6. Court shoes can be only worn with skirt but they are not to be worn for marching. If marching in skirts, flat-soled laced shoes are to be worn. Cadets are not issued socks, hosiery or DMS shoes. Private purchase only. See para 0136 for full hosiery details. 7. For inclement weather, the General Purpose Jacket is optional for RAFAC Officers & WO/SNCO. If worn, the jacket zip slider is to be zipped up to at least 10cm from the top zip stop. Cadets may only wear the jeltex jacket. 8. Optional for inclement weather. Gloves can only be worn with outerwear. 9. RAF Regiment/Police or any form of embroidered rank slides not detailed in chapter 4 are not to be worn with No 2 dress.

No 2C SERVICE DRESS (No 2C SD) – FEMALE – CADETS ONLY



EITHER GREY BELT / PURSE BELT OR STABLE BELT CAN BE WORN BY ANY RANK

ALL BRASSARDS TO BE WORN OUTSIDE THE TURNUP ON SHIRTS WHEN ROLLED ABOVE ELBOW AND NEVER TO BE WORN WITH CS 95 OR PCS/MTP

ORDER OF DRESS – No 2C SERVICE DRESS – FEMALE – CADETS ONLY

Short Description and Occasions for Wear	Authorised Uniform Items	Notes
<p>No 2C Service Dress</p> <p>(No 2C SD)</p> <p>Unless otherwise ordered, can be worn all year round by cadets only.</p>	<p>Hat: Beret.</p> <p>Shirt: Issue long sleeve dark blue working shirt (Note 1).</p> <p>Skirt: No 2 SD.</p> <p>Trousers: No 2 SD (Note 2).</p> <p>Belt: Optional RAF Stable Belt or the blue/grey money belt</p> <p>Shoes: Black DMS. (Note 6)</p> <p>Hose: 'Nearly black' or 'barely black' tights or stockings. Plain black issue socks with trousers (Note 6).</p> <p>Jersey: Issue blue/grey v or crew neck only (Note 3)</p> <p>Jacket: Issue blue jeltex rain jacket only (Note 4)</p> <p>Gloves: Black leather issue (Note 5)</p> <p>Rank Badges: Blue rank slides only</p>	<ol style="list-style-type: none"> 1. Not to be worn with a tie on any occasion, sleeves may be rolled up above the elbow. Only the top (collar) button is to be undone. If worn, under vests are not to be visible. 2. Optional unless otherwise ordered 3. Optional for inclement weather. If worn, shirt collar is to be unbuttoned and worn external to the jersey neck. 4. Only in inclement weather. If worn, the jacket zip slider is to be zipped up to at least 10cm from the top zip stop. 5. Optional but only when jersey or outerwear is worn. 6. Cadets are not issued socks, hosiery or DMS shoes. Private purchase only. See para 0136 for full hosiery details.

No 3 DRESS (No 3 SD) AND No3A PUBLIC MILITARY ENGAGEMENT (PME) – FIELD CLOTHING – FEMALE – ALL RANKS

0327. No 3 Service Dress – Field Clothing CS 95/PCS-MTP is not issued to all RAFAC personnel and as such rules and regulations appertaining to its wear apply equally to male and female personnel. Regulations for No 3 SD CS 95/PCS-MTP and No3A PME are as detailed at Chap 2 No 3 Dress (page 53) and No 3A Dress (page 61).

**EMBROIDERED RAFAC RANK SLIDES MUST BE WORN AT ALL TIMES
BY RAFAC OFFICERS AND WO/SNCO**



**Stable Belt can be worn as barrack / unit dress and for non-physical activities by any rank.
Green belt must be worn at all other times**

No 4 Service Dress (Optional Mess Dress) Female All Ranks

0328. The order of dress is the same as for No 1 SD except that a white Marcella or plain white shirt with normal collar and black bow tie replaces the wedgwood blue shirt. Medals are not worn unless Royalty are present.

ANNODISED RAFAC INSIGNIA MUST BE WORN AT ALL TIMES BY RAFAC OFFICERS AND WO/SNCO



Image Change to SNCO RAFAC Pending

ORDER OF DRESS - No 4 OPTIONAL MESS DRESS – FEMALE ALL RANKS

Short Description and Occasions for Wear	Authorised Uniform Items	Notes
<p>No 4 Service Dress - Optional Mess Dress</p> <p>(No 4 SD)</p> <p>This is an interim mess dress for:</p> <ol style="list-style-type: none"> 1. RAFAC officers who do not possess a No 5 Dress. 2. RAFAC WO / SNCO who do not possess a No 5 Dress. 3. Graduate Cadets and Qualified Junior Leaders Cadets attending the Junior Leaders Graduation Dinner on the authority of Wg Cdr TG. 4. Individual cadets nominated to attend special functions or ceremonies where No 4 SD Uniform is considered the appropriate standard of dress. Authority for these individuals is to be sought as per para 0202. 	<p>No 1 SD with skirt excepting:</p> <p>Shirt: Plain white collared attached (Wing collars are not permitted)</p> <p>Tie: Black bow tie only no other unit version to be worn.</p> <p>Shoes: Black patent evening or court.</p> <p>Medals are not worn unless Royalty is present</p>	

No 4 Service Dress (Cadets Formal Dress) - Cadets Only

0329. Occasions for Wear. Where an event warrants a more formal dress (for instance at a formal dinner) this may be worn by cadets within the confines of the event venue.

0330. Authorised Ensemble. The order of dress is detailed fully under paras 0235-0237.

No 5 Mess Dress (No 5 SD) – Female Officers RAFAC and Retired RAFVR(T), RAFAC Warrant Officers / SNCO

0331. Occasions for Wear. This is an optional purchase item for RAFAC officers, WOs and SNCOs. It is reserved in the main as an evening or Mess Dress and is worn by commissioned officers, WOs and SNCOs at Official Mess Functions. It may also be worn by retired officers, WOs and SNCOs. Badges of rank are to be worn as follows:

- a. **Officers.** Full width gold ranking lace, appropriate to their rank, is worn on both sleeves of the RAF No 5 SD, the centre of the braid being 9.5 cm (3 ¾”) from bottom of the cuff as prescribed for No 1 SD. Retired officers wear the badges of rank as recorded when they retired.
- b. **RAFAC WO and SNCO.** A gold-embellished, single rank badge is worn on the right sleeve only, in the position prescribed for No 1 SD. Retired WOs and SNCOs wear the badges of rank to which they were eligible at the time of discharge.
 - i. RAFAC WO the centre of badge 16.5cm (6 ½”) from right sleeve bottom.
 - ii. RAFAC SNCO Lowest point of the chevron 24.1cm (9 ½”) from shoulder seem.
 - iii. RAFAC FS an embroidered crown is to be worn with the base of the crown 3mm (1/8”) above a horizontal line joining the upper tips.
 - iv. Flying badges worn with No 5 are to be half size, gold embroidered on Blue/Grey material. The badge is positioned on the left lapel with the top of the centre of the badge 1 ½” (3.8cm) below the inner end of the collar step opening.
- c. **Insignia.** RAFAC insignia must be worn by all currently serving officers, WOs and SNCOs (see Chapter 4, pages 145-146 for measurement and diagrams). RAFVR(T) insignia must be worn by those elements of 2 & 6 FTS who are retaining the RAFVR(T) commission. RAFVR(T) insignia must be worn by retired RAFVR(T) officers. RAFAC officers who previously held a RAFVR(T) commission may choose to revert to RAFVR(T) insignia on retirement or continue to wear RAFAC insignia.

No 5 Mess Dress – Authorised Ensemble

0332. Hat. No 1 SD hat appropriate to rank for outdoors only (optional purchase for RAFAC WO and SNCOs).

0333. Jacket. All commissioned ranks wear the same design jacket. All RAFAC WO and SNCOs wear a similar design jacket. Illustrations and relevant Orders of dress are detailed at the end of this section. Officers or WOs entitled to wear aiguillettes also wear plain shoulder straps.

0334. Skirt. All personnel wear the same design ankle length skirt, which is to have a 12” slit only, measured from the bottom edge of the hem at the centre back seam.

0335. Trousers. All personnel may elect to wear male pattern No 5 trousers instead of the skirt. The trousers can be supported by braces.

0336. Shirt. The standard approved female pattern white Marcella shirt is to be worn fastened to the neck.

0337. Cummerbund. A plain slate grey cummerbund without pleating is normally to be worn. Official Sqn, Unit, Wing or Formation cummerbunds may only be worn by officers, WO and SNCO at the Wg Cdr / OC Wg / Wg Ex O / CCF CC discretion and only on occasions when official guests are not present. When official guests are present a plain slate grey cummerbund is always to be worn by WOs and SNCOs.

0338. Bow Tie. Plain black double ended. Sqn/Unit/Wg/Formation bow ties are not to be worn with No 5B SD uniform at any time.

0339. Hose. As for No 1 SD dress.

0340. Shoes. Black patent evening or court shoes.

0341. Handbag. Black patent evening or clutch bag.

0342. Earrings. Small plain spherical, pearl, pearl type, gold or gold type earrings may be worn.

OPTIONAL No 5 MESS DRESS (No 5 SD) – FEMALE RAFAC OFFICERS, WO / SNCO

**RAFAC OFFICERS, WOs AND SNCOs MUST WEAR EITHER THE CLOTH OR ANNODISED RAFAC INSIGNIA
RAFVR(T) OFFICERS MUST WEAR EITHER THE CLOTH OR ANNODISED RAFVR(T) INSIGNIA (RETIRED OR 2 & 6 FTS ELEMENTS ONLY)**



Image Pending

Image Pending

Officer RAFAC / Retired RAFVR(T) No 5

WO No 5

FS/SGT No 5

ORDERS OF DRESS – OPTIONAL No 5 MESS DRESS – FEMALE RAFAC OFFICERS, WO / SNCO

Short Description and Occasions for Wear	Authorised Uniform Items	Notes
<p>No 5 Mess Dress</p> <p>(No 5 SD)</p> <p>Reserved in the main as an evening or mess dress, worn by commissioned officers, WOs and SNCOs at formal evening functions eg dining-in nights and guest nights.</p>	<p>Hat: No 1 SD hat (outdoors only)</p> <p>Jacket: Mess dress blue/grey.</p> <p>Shirt: Female White Marcella.</p> <p>Skirt: Mess dress blue/grey.</p> <p>Cummerbund: Plain unpleated slate grey.</p> <p>Bow Tie: Small plain black double ended.</p> <p>Hose: As for No 1 SD.</p> <p>Earrings: Small plain spherical, pearl, pearl type, gold or gold type.</p> <p>Handbag: Black patent evening or clutch bag.</p> <p>Shoes: Black patent evening or court.</p> <p>Coat: Optional - Issue blue outerwear.</p>	

**No 6, 7 & 8 Service Dress (Warm Weather Areas) - Female RAFAC Officers, WO, SNCO and Cadets
RESIDENT SQN STAFF AND CADETS AT OVERSEAS UNITS ONLY (CYPRUS AND GIBRALTAR)**

0343. Dates of Changeover. The changeover dates between temperate and warm weather dress are as detailed in para **0249**.

Female No 6 Dress (No 6 SD)

0344. Occasions for Wear. Should there be a requirement for No 6 dress, contact RAFAC HQ Logs 1b.

No 7 Service Dress (No 7 SD)

RESIDENT SQN STAFF AND CADETS AT OVERSEAS UNITS ONLY (CYPRUS AND GIBRALTAR)

0345. Occasions for Wear. No 7A SD (long trousers) are worn overseas as a routine working dress. Unless otherwise ordered, it is routine wear by female personnel listed below and optional working dress who elect to take the long trouser and short trousers issue option.

Authorised Ensemble

0346. No 7A SD (Long Trouser Mode).

- a. **Shirt.** Long Sleeve shirt or short sleeve shirt may be worn. When worn with long sleeve shirt, black issue tie is to be worn at all times and the sleeves remain buttoned at the wrist.
- b. **Footwear.** Black issue highly polished service shoes or issued non-combat desert boots. Issue black or issue/approved stone coloured socks are to be worn to match the shoe colour. Court shoes are not to be worn with any form of No 7 SD.
- c. **Belt.** Optional RAF Stable Belt or the blue/grey money belt may be worn.
- d. **Headdress.** RAFAC Officers and WOs may wear No 1 SD hat or optional field service cap. RAFAC SNCOs may wear beret or optional No 1 SD hat or field service cap. Cadets are to wear the beret.

0347. No 7B SD (Short Trouser Mode). (Not worn in the Middle East or America).

- a. **Shirt.** Stone short sleeve.
- b. **Footwear.** Issue non-combat desert boots only.
- c. **Socks.** Issue short stone colour.
- d. **Belt.** Optional RAF Stable Belt or the blue/grey money belt may be worn.
- e. **Headdress.** RAFAC Officers and WOs may wear No 1 SD hat or optional field service cap. RAFAC SNCOs may wear beret or optional No 1 SD hat or field service cap. Cadets are to wear the beret.

Note: No 7B SD does not form part of the authorised scales for RAFAC personnel and is a private purchase item.

**No 7A AND 7B SD (WARM WEATHER AREAS) FEMALE ALL RANKS
RESIDENT SQN STAFF AND CADETS AT OVERSEAS UNITS ONLY (CYPRUS AND GIBRALTAR)**

**EMBROIDERED RAFAC RANK SLIDES MUST BE WORN AT ALL TIMES BY RAFAC OFFICERS
AND WO/SNCO**

Image Pending

Image Pending



Image Pending

Image Pending

Long Trousers Officer

Shorts

Long Trousers WO/FS/SGT

Shorts

Long Trousers Cadet

Shorts

(shown with optional Purse Belt)

EITHER THE BLUE/GREY BELT, PURSE BELT OR STABLE BELT CAN BE WORN BY ANY RANK

**ORDERS OF DRESS – No 7A AND 7B SD (WARM WEATHER AREAS) FEMALE ALL RANKS
RESIDENT SQN STAFF AND CADETS AT OVERSEAS UNITS ONLY (CYPRUS AND GIBRALTAR)**

Short Description and Occasions for Wear	Authorised Uniform Items	Notes
<p>No 7A Service Dress, Long Trousers - Warm Weather Areas.</p> <p>(No 7A SD)</p> <p>Is worn as routine working dress during authorised warm weather periods</p>	<p>Hat: Officers - No 1 SD (Note 1) RAFAC WO/SNCO - Beret (Note 2) Cadets - Beret</p> <p>Shirt: Long or short sleeve stone. (Note 3)</p> <p>Long Trousers: Stone.</p> <p>Belt: Optional RAF Stable Belt or the blue/grey money belt.</p> <p>Tie: Black issue – with long sleeve shirt only.</p> <p>Shoes: Black issue, highly polished or approved pattern desert boot.</p> <p>Socks: Black with black shoes, stone with desert boots.</p>	<ol style="list-style-type: none"> 1. Optional - Field service cap. 2. Optional – No 1 SD hat or Field service cap. 3. As preferred unless otherwise ordered.
<p>No 7B SD Service dress, short trousers - warm weather areas.</p> <p>Is worn as routine working dress during authorised warm weather periods.</p>	<p>Hat: Officers - No 1 SD (Note 1) RAFAC WO/SNCO - Beret (Note 2) Cadets - Beret</p> <p>Shirt: Short sleeve stone.</p> <p>Shorts: Stone.</p> <p>Belt: Blue/grey issue or optional stable belt.</p> <p>Shoes: Issue non-combat desert boots, all ranks.</p> <p>Socks: Issue stone colour.</p>	<ol style="list-style-type: none"> 1. Optional - Field service cap. 2. Optional – No 1 SD hat or Field service cap.

**No 8 Mess Dress (Warm Weather Areas) (No 8 SD)
RESIDENT SQN STAFF AT OVERSEAS UNITS ONLY (CYPRUS AND GIBRALTAR)**

0348. Occasions for wear. The No 8 SD is an optional item for RAFAC officers and WO/SNCOs who may purchase it at personal expense. RAFAC Officers, WO and SNCO wear it at formal evening functions eg. dining-in nights and guest nights. Officers who have not purchased No 8 SD should wear No 6 SD. WOs and SNCOs may wear No 8 SD at formal evening Mess functions, but are not to be directed to do so; alternatively, No 5 SD should be worn. Other Ranks (ORs) who do not have No 8 SD should wear No 6 SD.

Authorised Ensemble

0349. Jacket. All commissioned ranks wear the same design white jacket (with shoulder boards) and all RAFAC WO and SNCOs wear an identical design without shoulder boards and with rank badges affixed to the right sleeve of the jacket.

0350. Skirt. Standard No 5 SD skirt is normally worn; however, individuals may purchase a skirt of the No 5 SD pattern and colour, in a lightweight material if preferred.

0351. Trousers. All personnel may elect to wear male pattern No 5 trousers instead of the skirt. The trousers can be supported by braces.

0352. All remaining accessories are as detailed for No 5 SD.

**No 8 MESS DRESS (No 8 SD) -WARM WEATHER AREAS - FEMALE RAFAC OFFICERS, WO / SNCO
RESIDENT SQN STAFF AT OVERSEAS UNITS ONLY (CYPRUS AND GIBRALTAR)**

**ANNODISED RAFAC INSIGNIA MUST BE WORN AT ALL TIMES BY RAFAC OFFICERS AND WO/SNCOs
RAFVR(T) OFFICERS MUST WEAR THE ANNODISED RAFVR(T) INSIGNIA (RETIRED OR 2 & 6 FTS ELEMENTS ONLY)**

Image Pending

Image Pending

Image Pending

Officer

WO

FS/SGT

**ORDERS OF DRESS - No 8 MESS DRESS (No 8 SD) -WARM WEATHER AREAS - FEMALE RAFAC OFFICERS, WO & SNCO
RESIDENT SQN STAFF AT OVERSEAS UNITS ONLY (CYPRUS AND GIBRALTAR)**

Short Description and Occasions for Wear	Authorised Uniform Items	Notes
<p>No 8 SD - Mess Dress -Warm Weather Areas. (No 8 SD)</p> <p>See Notes 1 & 3</p>	<p>Hat: No 1 SD</p> <p>Jacket: Mess, white (Note 2)</p> <p>Skirt: No 5 Mess Dress (Note 3)</p> <p>Cummerbund: Plain unpleated slate grey</p> <p>Shirt: Female White, Marcella</p> <p>Tie: Small black bow</p> <p>Shoes: Black evening or court</p> <p>Hose: As for No 1 SD.</p> <p>Handbag: Black patent evening or clutch bag</p> <p>Earrings: Small plain spherical, pearl, pearl type, gold or gold type.</p>	<p>1. Optional at personal expense for RAFAC officers and WO/SNCOs.</p> <p>2. RAFAC WO/SNCO have same officer pattern No 8 SD Jacket but tailored without shoulder boards and gold/embroidered rank badge affixed to the right sleeve.</p> <p>3. Optional – Skirt No 5 SD pattern/colour in lightweight material (Self Purchase).</p>

**ORDERS OF DRESS – ALL FEMALE RAFAC PERSONNEL
INCLEMENT WEATHER WEAR**

**EMBROIDERED RAFAC RANK SLIDES MUST BE WORN AT ALL TIMES BY RAFAC OFFICERS AND
WO/SNCO**



Image Pending

Image Pending



**General Purpose Jacket
Issued to RAFAC Officers
(Optional) WO/SNCOs RAFAC
through private purchase**

**Blue MVP Jacket
Not issued to RAFAC
(Optional) for Officers and
WO/SNCOs RAFAC through private
purchase**

**Greatcoat
Not issued to RAFAC
(Optional) for Officers through
private purchase
Not to be worn on ceremonial
duties**

**Issue Jeltex Jacket
For all personnel in the RAFAC**

CHAPTER 4

ROYAL AIR FORCE AIR CADETS DISTINGUISHING INSIGNIA

CHAPTER 4

ROYAL AIR FORCE AIR CADETS DISTINGUISHING INSIGNIA

Contents	Para No
Beret or Hat Badge	0401
Badges on the Brassard	0402
ATC Squadron Identification Badge	0403
ATC Distinguishing Badge	0404
CCF Distinguishing Badge	0405
Training Classification Badges for ATC / Proficiency Badges for CCF	0406
Air Cadet Leadership Badge	0407
Musician's Badges	0408
Marksman Badge	0409
Cadet 50 and 100 Badge (ATC only)	0410
Communicator, Radio and Cyber Specialist Badges	0411
Road Marching Badges	0412
First Aid Badges	0413
Duke of Edinburgh's Award (DofE) Badges	0414
Lanyards	0415
The Lord Lieutenant's Badge	0416
Army Officer Scholarship Scheme (AOSS) Badge	0417
Station Commander's Cadet	0418
Mayor's Badge	0419
Cadet Flying Badges	0420
RAFAC ATP Flying Badges - Positions	0421
RAFAC ATP Blue and Bronze Training Badge	0422
RAFAC Pilot Navigation Training Scheme (PNTS) Badge	0423

Contents	Para No
RAFAC Silver and Gold Flying Badges	0424
Civilian Flying Badge (CFB)	0425
RAF Reserve Pilot (Gliding) Flying Badge	0426
Legacy Cadet Flying Badges - Positions	0427
Legacy Cadet Flying Badges	0428
Cadet Parachuting Badge	0429
Cadet Rank Badges	0430
Staff Cadets Rank Slides	0431
Positioning of Cadet NCO Rank Badges	0432
Illustration – Cadets Hats and Badges	
Wearing of Airman’s No1 SD uniform by CWOs and SNCO Cadets appointed as Lord Lieutenant’s Cadet	0433
Badges worn on specialist clothing	0434
Illustration – RAFAC & RAFVR(T) Officer Badges and Rank Insignia Positions	
Positioning of Officer Rank Badges	0435
Illustration – RAFAC WO/SNCO Badges and Rank Insignia Positions	
Positioning of RAFAC WO/SNCO Rank Badges	0436
Illustration – Officers, WOs and SNCOs Hats and Badges	
Positioning of RAFVR(T) / RAFAC Insignia	0437
Illustration – RAFAC Officers, WOs and SNCOs No 5 Mess Dress Insignia Positions	
Positioning of Medal Ribbons	0438
Badge Positions on the Brassard and Jersey Air Training Corps – Progressive Syllabus	0439
Badge Positions on the Brassard and Jersey Combined Cadet Force – Progressive Syllabus	0440
Authorised Patches to be worn on CS95/PCS-MTP	0441
Illustration – Badge Positions for PCS-MTP Blanking Plates	
RAF Regiment Shoulder Badges	0442
RAFAC Uniformed Staff Flying Badges	0443 - 0445

Contents

Para No

RAFAC Uniformed Staff Qualification Badges

0446

Authorised Badges for Civilian Instructors and Padres

0447

CADET BADGES

0401. Beret or Hat Badge. A silvered metal badge comprising a falcon in a circlet bearing the words “Air Training Corps” and normal issue airman’s cap badge for CCF.

ATC Cadet Badge




RAF Beret Badge
(CCF only)



0402. Badges on the Brassard. The Brassard is to be fitted over the right sleeve of the jersey or shirt and positioned above the elbow. The top of the Brassard is to be fixed by a fabric strap to the right shoulder strap of the jersey or the shirt, as appropriate. **All brassards are to be worn outside the turn-up on shirts when rolled above elbow. Brassards are never to be worn with CS 95/PCS-MTP.** The location of badges on the Brassard are:

0403. ATC Squadron Identification Badges. A rectangular cloth badge with a minimum size of 40mm by 30mm, dark blue background with light blue embroidered numerals. This Badge is to be worn centrally at the top of the Brassard, 6 mm from the top edge.



0404. ATC Distinguishing Badge. An arc-shaped dark blue fabric badge with “AIR TRAINING CORPS” embroidered in light blue. The Distinguishing Badge “Air Training Corps” is to be worn in a central position immediately below and touching the Squadron Identification Badge.



0405. CCF Distinguishing Badge. The distinguishing badge for the CCF Contingent is to be worn centrally in the highest possible position on the brassard with the top edge of the badge 6mm from the sides of the brassard.



0406. Training Classification Badges for ATC / Proficiency Badges for CCF. First Class, Leading, Senior Cadet and Master Air Cadet Proficiency Badges are to be worn in a central position immediately below the ATC Distinguishing Badge and with one point of the star or one blade of the propeller uppermost, as appropriate. Only one Classification / Proficiency Badge is to be worn and is to be for the highest classification for which a cadet is qualified.

a. **ATC First Class Cadet Badge / CCF Part 1.** A four-pointed star embroidered in light blue with a dark blue background.



b. **ATC Leading Cadet Badge / CCF Part 2.** A four-bladed propeller embroidered in light blue with a dark blue background.



c. **ATC Senior Cadet Badge / CCF Advanced Certificate.** A four-pointed star superimposed on a four-bladed propeller and embroidered in light blue with a dark blue background.



d. **Master Air Cadet Badge (ATC only).** An eagle inside a wreath embroidered in white with a dark blue background. The old style badge (gold embroidered eagle inside a silver wreath with a dark blue background) may continue to be issued and worn until locally held stock is exhausted or the cadet ages out.



Old Style



New Style

0407. Air Cadet Leadership Badge (ACTO 085). A RAF eagle, embroidered in either blue, bronze, silver or gold, on an oval blue cloth badge with 'AIR CADETS LEADERSHIP' in white lettering. The badge is worn in a central position immediately below and touching the Proficiency or Classification Badge. Only one leadership badge is to be worn and is to be for the highest level award for which the cadet has qualified. The Gold Badge is to be worn if the Junior Leaders Course lanyard has been awarded.



Blue



Bronze



Silver



Gold

0408. Musicians Badges (ACTO 123). These badges are detailed fully in para 0618. The Musician’s badge is positioned on the centre line of the brassard with the top edge of the badge 71mm from the bottom edge of the distinguishing badge.

0409. Marksman Badges (ACTO 044 & ACP 18). Only one Marksman Badge is to be worn and is to be for the highest level award for which the cadet is qualified – the ascending levels of precedence being Squadron, Wing, Region, Corps, Cadet Fifty and Cadet Hundred. Thus, a cadet who has gained a Squadron Marksmanship Badge for Full Bore Rifle shooting and a Regional Marksmanship Badge for Air Rifle shooting is to wear the Regional Marksmanship Badge. Annual re-qualification is not necessary. The appropriate badge is to be centrally positioned with the bottom edge of the badge centre 35mm from the bottom edge of the brassard.

0410. Cadet 50 and 100 Badge (ATC only). The “Cadet 50” Badge is a woven badge of dark green fabric with the NRA Logo (2 marksmen) embroidered centrally inside a white ring which also contains in white ‘NRA CADET FIFTY’. It is awarded to the top 50 cadets from the ACC, ACF and ATC, achieving the best aggregate scores in the Cadet Inter Service Skill at Arms Meeting (CISSAM). A separate green woven flash with the year printed in white is worn centrally, immediately below the badge. The “Cadet 100” Badge is a woven badge of dark blue fabric with the NRA Logo (2 marksmen) embroidered centrally inside a white ring which also contains in light blue, “NRA CADET HUNDRED”. It is awarded to the top 100 cadets from the SCC, ACF and ATC achieving the best aggregate scores in the Cadet Inter Service Cadet Rifle Competition (ISCRM). A blue year badge with the year printed in white is worn centrally, immediately below the badge. The Cadet 50 or 100 Badge (and accompanying Year Badge) is to be positioned on the bottom left edge of the Brassard in place of any other marksmanship badges which are to be removed. Cadets awarded a Cadet 50 and Cadet 100 may wear either badge but not both.

Note: If a cadet is awarded a Cadet 50/100 badge in subsequent years, previous year date badges gained may be worn in date order from the left to the right centralised at the bottom of the 50/100badge.



FIFTY



YEAR



HUNDRED



Competition Marksman



Competition Marksman



Competition Marksman



Competition Marksman



Advanced Marksman



Advanced Marksman



Advanced Marksman



Advanced Marksman



Marksman



Marksman



Marksman



Marksman



Trained Shot
BLUE (AIR RIFLE)



Trained Shot
BRONZE (SMALL BORE)



Trained Shot
SILVER (SERVICE RIFLE)



Trained Shot
GOLD (TARGET RIFLE)

0411. Communicator, Radio and Cyber Specialist Badges (ACTOs 071 & 073). The Radio and Cyber Specialist qualification consists of a generic initial entry level before branching into the radio and cyber training strands. The Radio Operator and Cyber Awareness badge is an oblong cloth badge, depicting 4 light blue lightning flashes with a darker blue letter 'C' in the centre, embroidered onto a dark blue background. The Radio Specialist badges are oblong cloth badges, depicting 4 light blue lightning flashes with either a bronze, silver or gold letter 'C' in the centre depending on the level, embroidered onto a dark blue background. The Cyber Specialist badges are oblong cloth badges, depicting 4 lightning flashes with a letter 'C' in the centre embroidered in either bronze, silver or gold, level dependant, onto a dark blue background. Only the highest award in each specialism is to be worn. The badges are to be positioned:

- a. **Blue badge and Radio Specialist badges.** The badge is positioned 7mm to the right of the musician's badge (or where it would be located if worn) with the bottom edges of each badge in line.
- b. **Cyber Specialist badge.** The Cyber Specialist badge is positioned 7mm to the right of the musician's badge with the top edge of each badge in line.



Radio Operator and Cyber Awareness



Bronze



Silver
Cyber Specialist



Gold



Bronze



Silver
Radio Specialist



Gold

0412. Road Marching Badges (ACROMaTI 011). A Rectangular cloth badge with either blue, bronze, silver or green and gold stripes depending on the level. The words "ROAD MARCHING" is at the bottom of the badge at blue, bronze, silver and gold, the word 'NIJMEGEN' for the final gold level. Only one Road Marching badge is to be worn and is to be for the highest level award for which the cadet is qualified. The badge is positioned 7mm to the left of the musician's badge (or where it would be located if worn) with the bottom edges of each badge in line.



Blue



Bronze



Silver



Gold



Gold (Nijmegen)

0413. First Aid Badges (ACTO 008 & IBN 027/21). The St John Ambulance First Aid Badges are circular cloth badges depicting a blue roundel with the white cross of St John on a black background in the centre and the words “St John Ambulance” around the lower edge of all three badges. The words “ESSENTIAL FIRST AID”, “YOUTH FIRST AID”, “ACTIVITY FIRST AID” or “INSTRUCTOR FIRST AID” are positioned around the top edge with the wording of each badge coloured bronze, silver or gold depending on the level. The First Aid badge is to be positioned on the left-hand side of the brassard with the base of the badge 15mm from the brassard bottom edge and 40mm from the left-hand edge of the brassard.

Note: Only one badge is to be worn for the duration that the cadet is qualified.



Essential First Aid



Youth First Aid



Activity First Aid



Instructor First Aid

0414. Duke of Edinburgh’s Award (DofE) Badges (ACTO 074). The Pre-DofE blue award is an oval cloth badge on a blue background with a light blue RAFAC eagle and adastral crown. The DofE badges are an oval cloth badge on a blue background with the Duke of Edinburgh’s cypher and crown depicted in either bronze, silver or gold depending on the level. Only one DofE badge is to be worn and will always be the most advanced badge for which the cadet is qualified. The badge is to be positioned on the right-hand side of the brassard with the base of the badge 15mm from the bottom edge, and 40mm from the right-hand edge of the brassard.



Pre D of E Award



Bronze




Silver



Gold

0415. Lanyards. The following lanyards are authorised for wear with No 1 and No 2 Dress. Lanyards are not to be worn with CS95/PCS-MTP, any other field jackets or flight suits. Where the cadet has qualified for more than one lanyard, then either the Junior Leader or Aerospace lanyard may be worn:

a. **Instructor Cadet Lanyard (ACTO 022).** This is to be worn as a cord over the left shoulder, affixed under the shoulder strap and fastened to a small, raised RAF crested black button sewn centrally on the bottom edge of the shoulder patch. When worn with the Wedgwood blue shirt the lanyard should be placed under the shoulder strap on the left shoulder with the braided part hung in front. The cord is passed under the shoulder and secured by placing the end of the lanyard through the 'eye' of the cord. This signifies that the cadet has qualified as an instructor in the RAFAC recognised course.



b. **Junior Leaders' Course Lanyard (ACTO 088).** Cadets who graduate from the Junior Leaders Course will be awarded a maroon lanyard. This will be worn in the same manner as the Instructor Cadet lanyard. If a cadet is qualified for both lanyards, only the Junior Leader lanyard is to be worn.



c. **Qualified Aerospace Instructors' Course (QAIC) Lanyard.** Cadets who graduate from the Qualified Aerospace Instructors' Course will be awarded a blue lanyard. This will be worn in the same manner as the Instructor Cadet lanyard. If a cadet is qualified for both lanyards, only the Aerospace lanyard is to be worn. This lanyard is no longer available through services sources.



0416. The Lord Lieutenant's / Lieutenant Governor's Badge. Lord Lieutenant's cadets and Lieutenant Governor's (Guernsey, Jersey and Isle of Man) cadets who are authorised to wear No 1 SD are to display the Lord Lieutenant's Badge centrally on the left sleeve. When wearing No 2 SD uniform, the Lord Lieutenant's / Lieutenant Governor's Badge is to be worn centrally on its own brassard. This brassard is to contain no other badges and is worn on the left arm. It is to be worn at all times throughout the tenure of office.

0417. Army Officer Scholarship Scheme (AOSS) Badge. Awarded annually following successful attendance and selection at the Army Officer Selection board. The badge is only worn with No2 SD, in the same manner as the Lord Lieutenant's Badge (worn centrally on its own brassard on the left arm). It may be worn at all times until the holder departs to attend Sandhurst or ages out. If both the Lord Lieutenant's and AOSS badges have been authorised in the same year then the Lord Lieutenant's Badge takes primacy and is worn in preference to the AOSS badge (the only exception being when attending events when the holder would be expected to wear the AOSS badge).

0418. Station Commander's Cadet. Several RAF stations have instituted a Station Commander's Cadet Scheme. On appointment to the role a nominated cadet may be issued with a badge of office by the Stn Cdr. Should such an issue be made, then the badge is to be worn centrally on its own brassard. This brassard is to contain no other badges and is worn on the left arm. It is to be worn at all times throughout the tenure of office. No other methods of denoting the role are authorised (such as headdress, sashes, canes or sticks).

0419. Mayor's Badge. On appointment a nominated cadet may be issued with a badge of office by the local mayor. Should such an issue be made, then the badge is to be worn centrally on its own brassard. This brassard is to contain no other badges and is worn on the left arm. It is to be worn at all times throughout the tenure of office.



Lord Lieutenant's



Army Officer Scholarship Scheme



Station Commander's Cadet
(shown on brassard)



Mayor's Cadet

0420. Cadet Flying Badges (IBN 029/21). The New Gliding and Flying Syllabus was introduced wef 24 Nov 21 along with a new, simplified system of badges covering both cadet and CFAV qualifications. To allow for conversion between those with legacy syllabus qualifications and badges there will be a transition period lasting until 31 Mar 23 by which time it is anticipated cadets will either have gained new RAFAC Aviation Training Package (ATP) qualifications and badges or will have timed out:

- a. Qualifications gained prior to the launch will continue to use the old badging positions until the end of the qualification period or replacement progressive syllabus badges have been achieved, whichever is the sooner.
- b. Some legacy syllabus badges may be transitioned immediately to their RAFAC ATP equivalent. Refer to IBN 029/21 for further details.

0421. RAFAC ATP Flying Badges – Positions. Cadets are restricted to wearing only 1 of the flying or training badges. Only the badge indicating the highest level of attainment is to be worn. The badges are to be worn as follows:

- a. **Blue and Bronze Training Badge.** To be positioned centrally 1cm above the bottom edge of the patch of the left shoulder of the jersey. When worn with No 1 HD, it is to be positioned centrally 1cm above the top seam of the left hand pocket.
- b. **RAFAC Pilot Navigation Training Scheme (PNTS), Silver, Gold and Civilian Flying Badge.** To be worn on the left breast of the No 1 jacket immediately and centrally above the top line of conventional breast pockets (when fitted) and in a corresponding position on the No 2 jersey and women's No 1 jackets.
- c. **RAF Reserve Pilot (Gliding) Flying Badge.** To be worn on the left breast of the No 1 jacket immediately and centrally above the top line of conventional breast pockets (when fitted) and in a corresponding position on the No 2 jersey and women's No 1 jackets.

Note: The location of badges on the left breast of the jersey will vary depending on the individual's height.


0422. RAFAC ATP Blue and Bronze Training Badge. A pair of embroidered light blue or bronze wings with a central circle of the same colour containing the monogram RAFAC in white lettering, all on a dark blue background.



0423. RAFAC Pilot Navigation Training Scheme (PNTS) Badge. One wing of drab silk (light ecru) embroidery 6.35 cm (2½") long with monogram 'RAFAC' surrounded by a laurel leaf of silver grey silk on dark blue melton cloth.



0424. RAFAC Silver and Gold Flying Badge. Two wings of drab silk (light ecru) embroidery with monogram 'RAFAC' in centre, surrounded by a laurel leaf of either silver grey or gold silk on dark blue melton cloth. Wingtip to wingtip should be 10cm (4") long.



0425. Civilian Flying Badge (CFB). Two wings of drab silk (light ecru) embroidery with monogram 'C' in centre, surrounded by a drab silk laurel leaf on dark blue melton cloth. Wingtip to wingtip should be 10cm (4") long.



0426. RAF Reserve Pilot (Gliding) Flying Badge. Two wings of drab silk (light ecru) embroidery with monogram 'G' in centre, surrounded by laurel leaf of blue silk and surmounted by a crown on dark blue melton cloth. Wingtip to wingtip should be 10cm (4") long.



0427. Legacy Cadet Flying Badges - Positions. Cadets are restricted to wearing only 2 of the flying badges on the Jersey BG: one to represent achievement in gliding; and one in conventional flying. In the case of gliding only, the Badge indicating the highest level of attainment is to be worn. In the case of conventional flying, the precedence of badges, in ascending order, is the Aviation Training Package (ATP) Wings, Air Cadet Navigation Scheme and Air Cadet Pilot Scheme. Only the Badge indicating the highest level of attainment is to be worn. The flying badges are to be worn as follows:

- a. **Single Badge.** When a single badge is worn it is to be positioned centrally 1cm above the bottom edge of the patch of the left shoulder of the jersey BG. When worn with No 1 HD, it is to be positioned centrally 1cm above the top seam of the left hand pocket.
- b. **Two Badges.** When badges from both categories are worn, the Gliding Proficiency Badge is to be positioned centrally 1cm beneath the Badge awarded for conventional flying. When the Glider Pilot Badge or the Glider Instructor Badge has been awarded, however, this is to be positioned centrally 1cm above the conventional flying badge. This applies equally to Jersey BG and No 1 HD.

Note: Cadets qualified for both the Glider Proficiency and Glider Pilot's badges are to wear only the latter.

0428. Legacy Cadet Flying Badges:

- a. **Air Cadet Pilot Scholarship (ACTO 034).** A pair of embroidered light blue wings, a white letter 'P' in the centre of a dark blue circle with gold surround and white "AIR CADETS" embroidered above and below, all on a dark blue background.



b. **Air Cadets Pilot Navigator Badge (ACTO 036).** An embroidered half-wing in light blue, bearing a silver ring with the letter 'N' in the centre and "AIR CADETS" embroidered in white above and below, all on a dark blue background.



c. **Blue and Bronze ATP Wings (ACTO 031).** A pair of embroidered blue or bronze wings with a central 'A' and 'AIR CADETS' in white lettering.



Blue ATP



Bronze ATP

d. **Glider Pilot & Gliding Instructor Badges.** See para 0443 for further details.

e. **Gliding Proficiency Badge (ACTO 032).** A pair of embroidered blue, bronze, silver or gold wings with a central 'G' and 'AIR CADETS' in white lettering.



Blue ATP



Bronze ATP



Silver Gliding Scholarship



Gold Gliding Training

0429. Parachute Badge (ACTO 054). The parachute badge consists of an opened parachute embroidered in white on a circular dark blue background with blue surround. The badge is to be worn on the left hand side of the brassard with the base of the badge 2mm from the top edge of and central to the road marching badge.



0430. CADET RANK BADGES. Except for the CWO badge, cadet rank badges worn with the Jersey blue-grey or shirt are identical to those worn by members of the Royal Air Force. Badges have ribbon loops to enable them to be worn on the shoulder straps of the Jersey or shirt as appropriate.

- a. **Cadet Warrant Officer (CWO).** A woven fabric badge in dark blue with an embroidered light blue crown and laurel wreath.



CWO Rank Slide (CCF Only)



CWO No 1 Badge if issued (see para 0433)

- b. **OTHER RANKS.** A woven fabric badge in dark blue with embroidered crown and / or chevrons.



FS Rank Slide



Sgt Rank Slide



Cpl Rank Slide

Blue rank slides only must be worn with No 2, No 3 and No 7 dress

0431. Staff Cadets. Cadets after their 18th birthday may continue service as a Staff Cadet until the age of 20 years or opt to leave the Corps. Those who remain in the Corps are to wear modified, integral rank slides with “STAFF CADET” lettering embroidered onto the lower/shoulder end of each slide and in the same colour as the rank insignia. No equivalent means of identification is required for cadets in No 1 SD uniform.



CWO Rank Slide




FS Rank Slide



Sgt Rank Slide



Cpl Rank Slide



Cadet Rank Slide

Blue rank slides only must be worn with No 2, No 3 and No 7 dress

0432. POSITIONING OF CADET NCO RANK BADGES:

- a. **Shoulder Slides for the No 2 and 7 SD.** The appropriate blue rank slide badges on the rank shoulder strap.
- b. **Rank Slides for (No 3 SD) CS 95/PCS-MTP.** The appropriate blue rank slides are to be worn on the front rank strap of the CS 95/PCS-MTP jacket and shirts.
- c. **Outerwear.** The appropriate blue rank slides are to be worn on the front rank strap of the jeltex jacket.

HATS AND BADGES - CADETS

AIR TRAINING CORPS (ATC)



Beret with ATC Badge



Male No 1 SD Hat
(Not authorised for general wear. Occasions for wear detailed in para 0202)



Female No 1 SD Hat

COMBINED CADET FORCE (CCF) RAF SECTIONS



Beret with RAF Badge



Male No 1 SD Hat
(Not authorised for general wear. Occasions for wear detailed in para 0202)



Female No 1 SD Hat

0433. WEARING OF AIRMAN'S NO 1 SD UNIFORM BY CWOs AND SNCO CADETS APPOINTED AS LORD LIEUTENANTS CADETS

Although not scaled for, the wearing of No 1 SD uniform, where authorised, cadets are subject to the following regulations.

- a. **Authority to wear by RAFAC** cadets is required in accordance with para 0202.
- b. **Distinguishing Badges** are to be worn on both sleeves with the centre point of the top edge of the badge located 6 mm below the centre of the shoulder seam. RAF Eagle Flashes on sleeves are to be removed and ATC / CCF distinguishing badges are to be attached in their place.
- c. **Unit Identification Badges** are to be worn on both sleeves with the top of the squadron number located centrally 5 cm below the shoulder seam.
- d. **Rank Badges.** CWO Rank Badges are to be positioned centrally on the outer face of both sleeves with the middle of the badge located 16 cm above the cuff. NCO Rank Badges are to be worn centrally on the outer face of both uniform sleeves, with the lowest point of the chevrons located 24cm from the shoulder seam. The FS metal crown is to be positioned with the base of the crown 3mm above a horizontal line joining upper tips of the chevrons (Preferably to be sewn onto avoid making holes in the jacket sleeves).
- e. **Flying and Gliding Badges** are to be worn in accordance with guidance provided at para 0421 – 0426, except that a single badge, or lower of 2 badges, is to be positioned 1 cm above the breast pocket.
- f. **Marksman Badges.** Only the highest ranking Marksman Badge is to be worn (para 0409 - 0410) and positioned centrally on the outer face the right sleeve, 1.2cm above the CWO Badge. For NCOs the highest ranking is to be positioned centrally on the outer face the right sleeve and with the middle of the badge located 16cm from the cuff.
- g. **Classification/Proficiency Badges.** CWO are to be worn centrally on the outer face of the left sleeve with the top of the badge 15cm below the shoulder seam and located with a propeller badge vertical. For NCOs are to be worn centrally on the outer face of the left sleeve and with the middle of the badge located 16cm from the cuff.
- h. **DofE Award Badges** are to be worn on the left sleeve, 1.2 cm above the Classification/Proficiency Badge or CWO Rank Badge.
- i. **Lord Lieutenant's Badge** is to be positioned centrally on the outer face of the left sleeve 1.2 cm above the Duke of Edinburgh (DofE) Award Badge. If the DofE Award Badge is not worn, the Lord Lieutenant's Cadet Badge is to be positioned in its place – ie centrally on the outer face of the left sleeve and with the bottom edge of the badge 1.2cm above the CWO rank badge or the Classification /Proficiency badge.
- j. **Order of Badges – CWOs.** The CWO badges are to be worn as described in sub-para 0433d. The DofE badge is to be worn as described in sub-para 0433h and the Lord Lieutenant's badge is to be worn 1.2 cm above the DofE badge on the left sleeve.
- k. **Band Badges** are not to be worn so as not to damage the sleeves of the jacket.
- l. **Lanyards.** A single lanyard may be worn as a cord over the left shoulder, fixed to run around the upper edge of the seam and fastened to the left chest pocket button. Where the cadet has qualified for more than one lanyard, then either the Junior Leader or Aerospace lanyard is to be worn.

0434. BADGES WORN WITH SPECIALIST CLOTHING

Badges worn with CS95 and PCS-MTP Uniform are detailed in para 0222. In addition, if authorized, certain official badges can be worn depending on rank and specialist qualifications gained (see paras 0441 & 0446 for details).

Note: For PCS-MTP the only badges which are permitted to be sewn directly on to the material are:

- a. Aircrew wings worn on the left breast, (unless operationally inappropriate) positioned so the top of the badge sits no higher than the top of the left breast map pocket. These may be affixed using touch & close methods if required.
- b. RAF Regiment shoulder titles, to be worn immediately below and central on each shoulder seam.
- c. Embroidered name badges are not worn on PCS-MTP. All other forms of authorised qualification badges, emblems and insignia for wear with operational clothing are detailed in this chapter.

Badges worn with Coveralls and Flying Suits:

- a. ATC/CCF beret and badge, as issued.
- c. Blue Rank Badge slides, as issued, on both shoulder straps.
- d. AEF and VGS Staff Cadets should also wear a “Flight Staff Cadet” patch on the left breast of their own overalls or flying suits.



Flight Staff Cadet Patch

RAFAC & RAFVR(T) OFFICER BADGES AND RANK INSIGNIA



Officer cap badge



Officer beret badge



RAFAC Officer insignia




RAFVR(T) Officer insignia
(Elements of 2 & 6 FTS only)


OFFICERS MUST MOUNT THEIR RANK BRAID ON THE EMBROIDERED RAFAC SLIDES (RAFVR(T) SLIDES FOR ELEMENTS OF 2 & 6 FTS ONLY)

RAFAC OFFICERS RANK SLIDES

SENIOR OFFICERS



Gp Capt
(MVP/Jeltex)



Wg Cdr
(GPJ)



Sqn Ldr
(MTP)



Flt Lt (Jersey / GPJ
& No3 Optional)

JUNIOR OFFICERS

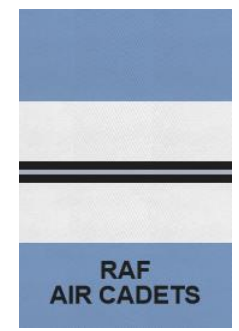


Fg Off
(No14 Dress only)



Plt Off
(Wedgwood Shirt)

OFFICER CADET



Acting Plt Off
(Wedgwood Shirt)

MVP/GPJ not issued, private purchase only

RAFVR(T) OFFICERS RANK SLIDES (ELEMENTS OF 2 & 6 FTS ONLY)

SENIOR OFFICERS



Gp Capt



Wg Cdr




Sqn Ldr




Flt Lt



Fg Off



Plt Off



Officer Cadet

0435. POSITIONING OF OFFICER RANK BADGES:

- a. **Jacket Sleeves, No 1 SD.** All officers wear rings of black and blue ranking braid as appropriate to their rank, the centre of the braid being 9.5 cm (3 ¾") from the bottom of the cuff.
- b. **Rank slides for the No 2, 3, 6 and 7 SD and Outerwear:**
 - i. **RAFAC officers** will mount their rank braid on rank slides incorporating "RAF AIR CADETS" embroidered on a backing material matching the host garment.
 - ii. **RAFVR(T) officers** will mount their rank braid on rank slides incorporating "VRT" embroidered on a backing material matching the host garment.
 - iii. **No 3 Dress.** MTP slides will be issued only to those RAFAC officers scaled for MTP (SATTs and associated specialist teams). They may also be purchased at private expense by RAFAC officers. Officers wearing CS95 may also privately purchase and wear CS95 slides. Alternatively, the issued Jersey Slide can be worn with either CS95 or MTP instead.
 - iv. For senior officers the bottom row of Blue Composite Braid should be 15mm from the base of the rank slide. For Plt Off and Fg Off the bottom row of Braid should be 25mm from the base of the rank slide.
- c. **All Officers within the RAFAC, who have not completed their OIC at RAFAC TA, must wear white rank slides and appropriate rank braid mounted onto the embroidered RAFAC slides when in uniform, prior to attending the course. All Officers within the RAFVR(T), who have not completed their OIC at RAFAC TA, must wear white rank slides with VRT insignia when in uniform, prior to attending the course. There are no exemptions.**
- d. **Jackets, No 5 and 8 Mess Dress.** Full width gold ranking lace is worn on the sleeve of the No 5 (Mess Dress) composed as prescribed for No 1 SD. Half-width gold lace is worn on the shoulder straps of No 8 (Mess Dress) uniforms.

Flying badges worn with No 5 and No 8 (Mess Dress) are to be half size, gold embroidered on blue/grey material. The badge is positioned on the left lapel with the top of the centre of the badge 1 ½" (3.8cm) below the inner end of the collar step opening.

RAFAC WO/SNCO CAP BADGES



WO cap badge



WO beret badge



SNCO cap badge



SNCO beret badge



**RAFAC insignia
Must be worn with No1s & No5s**

RAFAC WO/SNCO BLUE RANK SLIDES FOR No 2 / No 3 DRESS



WO



FS



SGT



All SNCOs awaiting SSIC course

RAFAC WO/SNCO BLUE RANK SLIDES FOR No 2 / No 3 DRESS (VGS, 2 & 6 FTS AIRCREW ONLY)



MACR (left & front)



FS (left & front)



SGT (left & front)



SGT (right)

Provided in left and right arm badges, the eagle is always to face to the rear

RAFAC WO/SNCO BADGES FOR No 1 DRESS



WO



FS



SGT

RAFAC WO/SNCO BADGES FOR No 1 DRESS (VGS, 2 & 6 FTS AIRCREW ONLY)



MACR (left)



FS (left)



SGT (right)

Provided in left and right arm badges, the eagle is always to face to the rear

0436. POSITIONING OF RAFAC WO/SNCO RANK BADGES:

a. **Jacket Sleeves, No 1 SD:**

- (1) WO – centre of badge 16.5cm (6 ½”) from sleeve bottom.
- (2) SNCO – lowest point of the chevrons 24.1cm (9 ½”) from the shoulder seam.
- (3) FS – a 3-bar chevron surmounted by a crown. The base of the crown is to be 3mm (1/8”) above a horizontal line joining the upper tips. The metal crown is only to be worn on the No 1 SD jacket.
- (4) FS & Sgt will retain the eagle shoulder badge whilst WOs are to remove the eagle shoulder badge in line with the badging policy for RWO/WWOs. The badge is worn with the top edge of the badge 38mm (1 ½”) below the shoulder centre seam. Provided in left and right arm badges, eagle is always to face to the rear.



- b. **Shoulder Slides for the No 2, 6 and 7 SD and Outerwear.** The appropriate blue rank slide badges incorporating the embroidered RAFAC insignia are to be worn by all RAFAC WO/SNCO on the rank slide.
- c. **Rank Slides for (No 3 SD) CS 95/PCS-MTP.** The appropriate blue rank slides incorporating the embroidered RAFAC insignia are to be worn on the front rank strap of the CS 95/PCS-MTP jacket and shirts.
- e. **All SNCOs within the RAFAC who have not completed their SSIC at RAFAC TA, must wear rank slides with a white band and embroidered “RAF Air Cadets” when in uniform, prior to attending the course. The only exception will be for Ex Regular Forces WOs/SNCOs who may wear the standard RAFAC rank slides.**
- f. **WOs and SNCOs on No 5 and 8 (Mess Dress).** The gold-embellished, single rank badge is worn on the right sleeve only, in the position prescribed for No 1 SD.
- g. **Flying badges worn on No 5 and 8 (Mess Dress)** are to be half size, gold embroidered on blue/grey material. The badge is positioned on the left lapel with the top of the centre of the badge 3.8cm (1 ½”) below the inner end of the collar step opening.

HATS AND BADGES

AIR OFFICER



Air Officer (Male) No 1 SD Hat



Air Officer (Female) No 1 SD Hat



Beret



Optional AO Field Service Cap

GROUP CAPTAIN



Group Captain (Male) No 1 SD Hat



**Group Captain (Female)
No 1 SD Hat**



Beret



**Optional Group Captain
Field Service Cap**

WING COMMANDER AND BELOW



Male No 1 SD Hat



Female No 1 SD Hat



Beret



**Optional Field Service Cap
(Private Purchase Item)**

RAFAC WO / SNCO



Male WO No 1 SD Hat



Female WO No 1 SD Hat



Male SNCO No 1 SD Hat



**Female SNCO No 1 SD Hat
(Female WO may wear this hat with WO Hat Badge)**



WO Beret



SNCO Beret



**Optional WO Field Service Cap
(WO wear the FSC with miniature WO Badge. Private purchase item all ranks)**



Optional SNCO Field Service Cap


0437. POSITIONING OF RAFVR(T) / RAFAC INSIGNIA




Officer RAFVR(T) No 1SD



RAFAC Officer and WO/SNCO No 1SD



Male RAFAC Officer No 5 Mess Dress



Male RAFAC WO/SNCO No 5 Mess Dress



Female RAFAC and Retired RAFVR(T) Officer No 5 Mess Dress

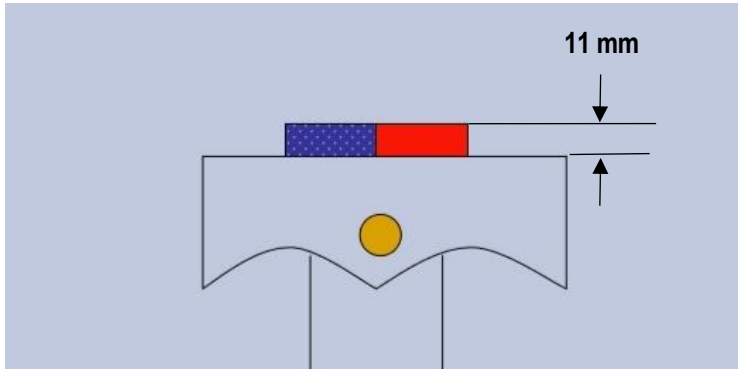


Female RAFAC WO/FS/SGT No 5 Mess Dress

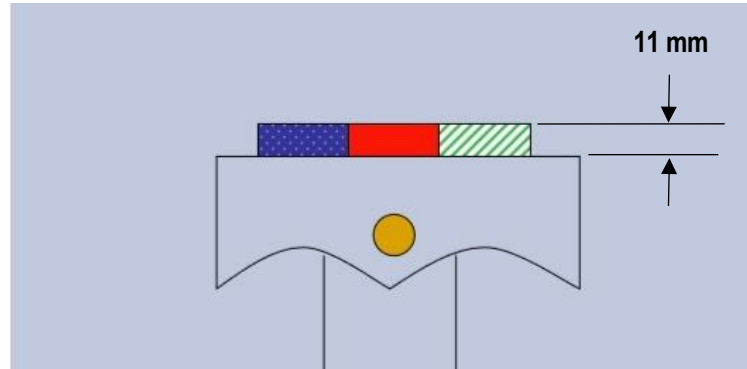
0438. POSITIONING OF MEDAL RIBBONS

(Worn over Left Breast Pocket)

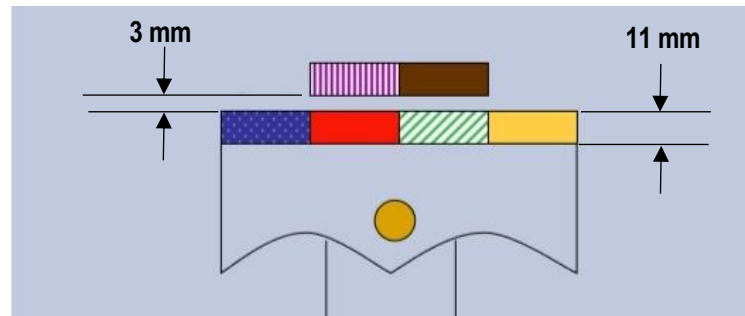
Two Medals



One or three Medals



Four or six Medals



Only four ribbons in a row all other ribbons go in a tier system above. If there is only one ribbon it goes centrally above the left breast pocket.

0439. BADGE POSITIONS ON THE BRASSARD AND JERSEY AIR TRAINING CORPS

Variant 1



Variant 2



Jersey Patch - Legacy Flying Badges



Jersey Patch – ATP Training Badges



0440. BADGE POSITIONS ON THE BRASSARD AND JERSEY COMBINED CADET FORCE



0441. AUTHORISED PATCHES TO BE WORN FOR CS 95/PCS-MTP

PATCHES WORN ON THE RIGHT SLEEVE – worn with the top of the badge 7.5cm from shoulder seam (CS 95)



RAF Tactical Recognition Flash
RAFVR(T) and RAFAC Officers Only



CCF CFAV Formation Flash
RAFAC Officers & WO/SNCOs Only



RAFAC WO/SNCO Formation Flash



Cadets Formation Flash

PATCHES WORN ON THE LEFT SLEEVE – worn with the top of the badge 7.5cm from shoulder seam (CS 95)



No 1 North



No 3 South West



No 4 Scotland &
Northern Ireland



No 5 London &
South East



Medical Team (Major
Events). Trained Medics,
Nurses or Doctors only.

Badge covers entire left
blanking plate.

Medical badges not obtainable from service sources



Junior Leader – Graduate Cadets
Only



No 6 Central & East



No 7 Wales & West



RAFAC HQ
Shooting

SATT TEAMS



Medical Team (Major Events).
Trained First Aiders only.
Badge measures 70 x 70mm

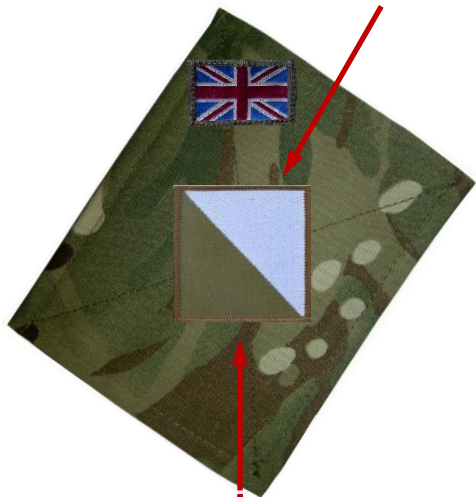
BADGE POSITIONS FOR PCS-MTP BLANKING PLATES

LEFT BLANKING PLATE

Union Flag only if already stitched on (upper corners meet the edges of the plate)



Commando Dagger replaces formation / JL badge



TRF/Formation badge affixed centrally to the blanking plate, maroon colour on the right

Badge affixed centrally to the blanking plate below the union emblem

RIGHT BLANKING PLATE

If Parachute Wings are worn the TRF moves down so the lower corners meet the edge of the blanking plate



TRF/Formation badge affixed centrally to the blanking plate, maroon colour on the right

Badge affixed centrally to the blanking plate below the union emblem



CCF SCHOOL BADGE



SATTs



JUNIOR LEADERS



VRT/RAFAC OFFICER



RAFAC WO/SNCO



CCF CFAV



CCF & ATC CADETS

Each plate is to carry no more than 2 badges. No other badges may be worn (ie Weapons Instructor, RAF Regt Cross Rifles, etc)

0442. RAF REGIMENT SHOULDER BADGES. Under policy directed by CG RAF Regiment (20180702-RAF Regiment Dress Badging Policy-O dated 02Jul18) only the following personnel are permitted to wear the RAF Regiment Shoulder Badges with No 1SD, CS95/PCS-MTP and No 5 Mess Dress:

- a. **RAFAC Officers** who have qualified through attendance of a Junior Regiment Officers Course (JROC).
- b. **RAFAC WO, FS & Sgt** who have previously qualified, or been entitled to wear the shoulder badge, at substantive Sgt rank or above in the Regular or Reserve Air Forces.

RAFAC INSIGNIA MUST ALSO BE WORN WITH THESE BADGES

The badge is to be mounted with

No 1 Dress



No 3 Dress (CS95/PCS-MTP)



No 5 Mess Dress



RAF Regiment Shoulder Badges are to be only worn on No 1 dress, No 3 Dress (CS 95/PCS-MTP) and No 5 Mess dress

RAF Regiment Rank slides are not to be worn with No 2 Dress

0443. RAFAC Uniformed Staff Flying Badges (IBN 29/21, RAF IBN 16/20 and 2021DIN01-088). This section deals with those flying badges (QR 206, J727 to 729), parachute badges (QR 434 to 436) and glider pilot badges currently in issue which can be worn by eligible RAFAC Uniformed Staff.



Pilot

Two wings of drab silk (light ecru) embroidery with monogram 'RAF' in centre, surrounded by laurel leaf of brown silk and surmounted by a crown on dark blue melton cloth. Wingtip to wingtip should be 10cm (4") long.



Weapon Systems Officer / Operator (WSO/WSOp)

One wing of drab silk (light ecru) embroidery 6.35 cm (2½") long with monogram 'RAF' surrounded by a laurel leaf of brown silk, surmounted by a crown on dark blue melton cloth. Introduced 07Apr20 (See note below).



Airborne Specialist

(Honorary Aircrew Status QR TBA) One wing of drab silk (light ecru) embroidery 6.35 cm (2½") long with monogram 'RAF' surrounded by a laurel leaf of brown silk on dark blue melton cloth. Introduced 01Apr03 as Rear Aircrew, renamed 07Apr20 (See note below).



Space Operator

One wing of silver silk embroidery 6.35 cm (2½") long with a silver delta, orbit ellipse and Aries star constellation surrounded by a laurel leaf of blue silk on dark blue melton cloth.



Parachute Jump Instructor

(Honorary Aircrew Status QR 434) A small parachute in drab silk surrounded by a laurel leaf with an outspread drab silk wing 6.35 cm (2½") long on dark blue melton cloth.



Reserve Pilot (Air Experience)

Two wings of light-blue silk embroidery with white monogram 'VR' in centre, surrounded by laurel leaf of brown silk and surmounted by a white crown on dark blue melton cloth. Wingtip to wingtip should be 10cm (4") long.



Reserve Pilot (Glider)

(QR 729) Two wings of drab silk (light ecru) embroidery with monogram 'G' in centre, surrounded by laurel leaf of blue silk and surmounted by a crown on dark blue melton cloth. Wingtip to wingtip should be 10cm (4") long.



Preliminary Flying Badge

Eagle of drab silk (light ecru) embroidery on dark blue melton cloth. Awarded to **and only to be worn by** pilots with University Air Squadrons (UAS) only.

Note. With effect 1 Apr 03 the Navigator, Air Electronics Officer, Air Electronics Operator, Air Engineer and Air Loadmaster flying badges for non-pilot personnel (see below) were replaced by the single Weapon Systems Officer (WSO) and Weapon Systems Operator (WSOp) badge. With effect 1 Apr 19, the RPAS Pilot badge, which was the Pilot badge as described above with a blue laurel-leaf, was discontinued. With effect 1 Apr 20 the Fighter Controller (FC), Airborne Technician (AT), Airborne Image Analyst (IA) and Qualified Gliding Instructor and Glider Pilot Flying Badges were replaced between 2020 and 2021. Details are published in an RAF IBN 16/20. Those aircrew who were already qualified to wear old style individual flying badges (see below) can opt to wear the new badge (providing they were still serving aircrew on the introduction dates) or retain the old style but there will be no further provisioning of the legacy flight badge.

Similarly, those aircrew who were qualified to wear wings, flight or parachute badges that have been replaced since they left regular service may continue to wear their original badges on the understanding that these badges are obtained as a personal purchase item.



Navigator



Air Electronics Officer/Operator (AE)



Air Engineer (E)



Air Loadmaster (LM)



Gliding Instructor

Wings embroidered in light blue with dark blue edging, a central 'G' monogram contained in a woven blue ring and surmounted by a crown on dark blue melton cloth.



Fighter Controller (FC)



Airborne Technician (AT)



Airborne Image Analyst

The letters 'N', 'AE', 'E', 'LM', 'FC', 'AT' or 'IA' of drab silk (light ecru) surrounded by a laurel leaf of brown silk with an outspread drab silk (light ecru) embroidered wing 6.35 cm (2½") long on dark blue melton cloth.



Glider Pilot

Wings embroidered in light blue with dark blue edging, a central 'G' monogram contained in a woven blue ring on dark blue melton cloth.

0444. When entitled to wear one of the flying badges described at para 0443, it is to be worn on the left breast of the No 1 uniform jacket immediately and centrally above the top line of conventional breast pockets (when fitted) and in a corresponding position on the No 2 jersey and women's dresses. They can also be worn on No 3 Dress (CS 95, etc) unless operationally inappropriate. When medal ribbons are worn, flying badges are to be placed directly above the top row of medal ribbons, with a space of ¼" (6.5 mm) between the lowest part of the badge and the upper edge of ribbon(s).

- a. A flying badge, being a qualification badge, is not to be regarded as either a decoration or the equivalent of a regimental badge. RAFAC personnel are not to wear any of the badges listed above and in QRs unless authority for them to do so has been granted in accordance with QR J727, 728 and 729.

- b. Aircrew who are qualified for more than one flying badge are not to wear a badge other than that appropriate to the flying duty in which they are currently categorised or mustered, except where MOD authority is granted. An individual who is entitled to wear a badge and is undergoing training for another aircrew category may continue to wear the badge of the former category until award of the flying badge of the new category.
- c. An officer or airman, having reached Combat Ready or B1 Instructor Category on ceasing to be employed on flying duties, unless ordered otherwise, may elect to wear any of the badges for which they have been previously qualified for in accordance with QR J727.
- d. A foreign flying badge is not to be worn with RAFAC uniform. This regulation does not preclude RAFAC personnel from accepting the presentation of a foreign flying badge.

0445. Flying and gliding badges worn with No 5 and 8 SD (Mess Dress) are to be half size, gold embroidered on blue/grey material. The badge is positioned on the left lapel with the top of the centre of the badge 1½" (3.8 cm) below the inner end of the collar step opening.

Image Pending

Reserve Pilot (Air Experience)

Image Pending

Reserve Pilot (Glider)



Gliding Instructor



Glider Pilot

0446. RAFAC Uniformed Staff Qualification Badges. The RAF trade group leads have approved the following qualification badges for wear by eligible RAFAC Uniformed Staff:

- a. **Parachutist Badge With Wings (see QR 435).** The parachutist badge with wings depicts an opened parachute flanked by a pair of wings. The parachute is embroidered in white and the wings in light blue. When authorised the badge is to be worn on the right sleeve, with the badge centre 76 mm (3") below the shoulder seam on No 1, 1A, 4 SD, 2 SD jersey, CS 95 jacket and shirt. A small gold embroidered version is to be worn on No 5, 5A and 8 SD uniforms in the same position.



- b. **SF Parachutist Badge / HALO Wings.** RAFAC personnel who have successfully completed the Special Forces Parachute Course (SFPC) are entitled to wear the SF Parachute Badge. The badge is to be worn in the same position as for the parachutist badge with wings.



c. **Parachutist Badge Without Wings (see QR 435).** The parachutist badge without wings consists of an opened parachute in white on a circular background. The badge is to be worn by qualified personnel in the same manner as for the parachutist badge with wings.



d. **All Arms Commando Dagger.** The red dagger can be worn by qualified personnel, with the exception of FSs, on the left sleeve of their No 1 SD, No 5 SD, or No 2 SD Jersey centrally positioned with the tip of the badge 100 mm (4") from the shoulder seam. When worn by a FS on No 1 or 5 SD, the badge is to be positioned on the left sleeve of the respective uniform with the lower point of the badge 50 mm (2") from the cuff in line with the point of the chevrons.



0447. AUTHORISED BADGES FOR CIVILIAN INSTRUCTORS AND PADRES

CIVILIAN INSTRUCTORS



ATC LAPEL BADGE



CI LAPEL BADGE

PADRES



CHAPLAIN'S SCARF BADGE



CHAPLAIN'S LAPEL BADGE

INTENTIONALLY BLANK

CHAPTER 5

RAFAC ORDERS OF DRESS – CIVILIAN INSTRUCTORS AND PADRES

CHAPTER 5

RAFAC ORDERS OF DRESS – CIVILIAN INSTRUCTORS AND PADRES

Contents

Para No

0501

0502

0503

0504

0505

DRAFT FORMATTING – INCOMPLETE CHAPTER

Chapter 5 – Introduction

0501. This chapter illustrates, through a selection of explanatory notes and illustrations the various orders of dress for Civilian Instructors and Padres. It also stipulates the occasions on which each type of dress should be worn.

Notes:

CIs are not permitted to wear uniform, **with the exception of Variations of CS95/PCS-MTP, (Para 0224).**

Dress for CIs should always be appropriate for the task and non-offensive. Slogans on T-shirts that are offensive should not be worn. Male and female CIs should ensure that they are suitably dressed. Male CIs should always have a top with a collar on and CIs should always ensure that modesty is maintained.

Formal wear for Civilian Staff (No1 Uniform equivalent)

- a. Dark suit with shirt, tie and shoes or Blazer and flannels with shirt, tie and shoes.
- b. Females in Trouser/Skirt suit with blouse or dress, Skirt with blouse with shoes.

Squadron Parade Night.

- a. Trousers, Chino's or Cargo style with issue Polo shirt and Sweatshirt or Squadron Polo shirt acceptable. If not issued then a casual smart open neck shirt with jersey or sweatshirt,
- b. Females same but may wear slacks, skirts or shorts of a suitable length no more than 3" above the knee.
- c. Footwear should be suitable to the task.

Adventure Training/ Field Craft Dress

- a. DPM clothing of any pattern or style is not to be worn by CI's under any circumstances no matter what the task.
- b. Outdoor clothing suitable for task, water proofs, fleeces. Cargo/walking trousers (not Jeans) and sturdy boots for both Male and Female CI's.

Dress in the Mess on RAF Stations (summer camps etc).

- a. Dictated by Mess rules, check on arrival.
- b. A minimum standard is expected of a collared shirt, trousers/chinos which includes jeans but these must be clean (not ripped or fading) jersey/cardigans.
- c. Ladies may wear skirts/trousers with blouse or dresses.
- d. Shoes but not trainers or sandals (No sports kit).
- e. If formal a collar and tie with jacket and trousers and ladies should wear a dress or skirt and blouse.

Formal Function wear for Civilian Staff (No 5 or No 4 Dress equivalent) (Mess Dinners)

- a. Black tie (Dinner Jacket) white shirt no winged collars black bow tie with black shoes or a Lounge suit with collar and tie shoes.
- b. Ladies Evening Dress full length or Evening Cocktail Dress to at least knee length. Ladies should have their shoulders covered at the table. In recent years the length of ladies dresses have become shorter, this is also mirrored in the Royal Air Force.
- c. The PMC/CMC should give direction on each event.

ORDERS OF DRESS - RAFAC CIVILIAN INSTRUCTORS



Formal Wear



Squadron Parade Night



DRAFT COPY ONLY - INCOMPLETE

PADRES

Dress for ATC Chaplains

Even if it is not your personal custom normally to wear a clerical collar (although entitled) you should endeavour to do so when on an RAF Station. This establishes your status and makes you immediately recognisable to all station personnel.

RAF No 1 HOME DRESS (TUNIC)

This is only worn on formal occasions. The recommended equivalent dress for Chaplains is a lounge suit with clerical collar and miniature Chaplain's badge.

RAF No 2 HOME DRESS –WORKING DRESS

This should be a dark sweater and clerical collar with Chaplain's badge. In the summer, shirtsleeve order should be followed.

Adventure Training/ Field Craft Dress

- a. DPM clothing of any pattern or style is not to be worn by Padres under any circumstances no matter what the task.
- b. Outdoor clothing suitable for task, water proofs, fleeces. Cargo/walking trousers (not Jeans) and sturdy boots for both Male and Female Padres.

ORDERS OF DRESS – RAFAC PADRES

More information on Padres
Dress pending from the Corps
Chaplain



INTENTIONALLY BLANK

CHAPTER 6

RAFAC ORDERS OF DRESS – BANDS NATIONAL / REGIONAL / WING / SQN / CCF CONTINGENTS

CHAPTER 6

RAFAC ORDERS OF DRESS - BANDS NATIONAL / REGIONAL / WING / SQN / CCF CONTINGENTS

Contents	Para No
Introduction	0601
Uniform Dress (Cadets)	
Normal Working Dress	0602
Parade Dress	0603 - 0605
Authorised Head Dress	0606 - 0607
<i>Illustration</i> – No 2 (Full) Service Dress – Male & Female – Cadet Band	
<i>Illustration</i> – No 2A (Long Sleeve) Service Dress – Male & Female – Cadet Band	
<i>Illustration</i> – No 2C Service Dress – Male & Female – Cadet Band	
No 1 Service Dress – Male & Female Cadets [Withdrawn by Director RAFAC Music Services]	
Highland Dress	0608
<i>Illustration</i> – Bagpipes showing RAF tartan ribbons and cover	
<i>Illustration</i> – Highland Dress – Male & Female	
Salon Dress	0609 - 0610
<i>Illustration</i> – Salon Dress – Male & Female – Cadets Only	
Badges	0611 - 0616
Temporary National Emblems	0617
Band Insignia	0618
Band Accoutrements	0619 – 0620

Contents

Para No

Drum Major Sashes

0621 - 0624

Illustration – Emblazoned Sashes

Uniform Dress (CFAV)

CFAV Performing with Cadet Bands

0625 – 0629

Principal Director of Music (RAFAC), Directors of Music, RAFAC Bandmaster, Music Officers and Band WOs
Band Warrant Officers

0630 – 0639

0640

Illustration – Bandmaster Harp surmounted by a crown – RAFAC Bandmaster only

Illustration – Principal Director of Music (RAFAC) Performance Dress

Illustration – Director of Music and Music Officer Performance Dress

Illustration – RAFAC Bandmaster and Band Warrant Officer Performance Dress

Introduction

0601. This chapter illustrates, through a selection of explanatory notes, the various orders of dress for RAFAC Band personnel. It also stipulates the occasions on which each type of uniform should be worn.

Uniform Dress (Cadets)

0602. Normal Working Dress. Normal working dress for Air Cadet Musicians, whether individuals or members of bands, is precisely the same as that for any other cadet: No 2C SD (dark blue shirt).

0603. Parade Dress. Similarly, when a smarter form of dress is appropriate (for example, when performing rather than rehearsing) a Wedgwood blue shirt, black tie and Jumper should be worn: No 2 (Full) SD (or No 2A SD where appropriate). For Health and Safety reasons females wear flat shoes - not court shoes. When performing on stage (at a concert for instance) female cadets should wear No 2D trousers/slacks rather than skirts. In the interests of uniformity, females should be encouraged to wear slacks rather than skirts when performing in a marching band.

0604. The following accoutrements only may be worn:

- a. White coullene belts (worn over the top of the Jumper when in No 2 (Full) SD uniform, but not worn with No 2A / No 2C SD). White belts are to be the standard simple 'brass fasteners and white sliders' type, not the Royal Air Force buckle or chrome plate. Brass fasteners are to be highly polished.
- b. White cotton/nylon gloves may be worn by Drum Majors only.
- c. Drum Majors may wear either a dark navy blue (see para 0620) or an emblazoned sash (see paras 0622 - 0624 for details) over the left shoulder (not to be worn in No 2C SD or Highland Dress). When in Highland Dress, Pipe Band Drum Majors may wear a light blue sash over the right shoulder and an emblazoned sash over the left shoulder. When in Highland Dress, Pipe Band Pipe Majors may wear a red sash over the left shoulder. Sashes are worn over the top of white belts.

Note: Although authorised for wear, the above items are not scaled for issue at public expense.

0605. The following items are not to be worn:

- a. Gauntlets.
- b. Hackles or plumes.
- c. Any item of Royal Air Force No 9 SD.

Authorised Head Dress

0606. Cadets will wear either the beret, or glengarry (Highland Dress), with the appropriate beret badge (ATC or CCF).

0607. No 1 SD hats, busbies, or any headdress other than the beret or glengarry (Highland Dress) are not permitted. Items of headdress for religious denominations are permitted as detailed in para 0124.

No 2 (FULL) SERVICE DRESS UNIFORM (No 2 SD) – MALE & FEMALE – CADET BAND



Cadet Drum Major



Cadet Percussionist



Cadet Instrumentalist

WHITE BELTS MAY BE WORN

No 2A (LONG SLEEVED) SERVICE DRESS (No 2A SD) – MALE & FEMALE – CADET BAND



Cadet Drum Major



Cadet Percussionist



Cadet Instrumentalist

WHITE BELTS ARE NOT TO BE WORN

No 2C SERVICE DRESS (No 2C SD) – MALE & FEMALE – CADET BAND



Cadet Drum Major



Cadet Percussionist



Cadet Instrumentalist

WHITE BELTS ARE NOT TO BE WORN

Highland Dress

0608. Pipe bands, subject to the approval of OIC Air Cadet Pipe Music, may wear Highland Dress as follows:

- a. Glengarry with appropriate badge (ATC or CCF).
- b. Black Day Jacket or Patrol Jacket.
- c. Wedgwood blue shirt (long sleeve) and black tie.
- d. Kilt in RAF (Douglas) tartan with sporran and kilt belt.
- e. RAF Blue grey, knee length hose with flashes.
- f. Black DMS shoes.
- g. RAF tartan bagpipe ribbons are to be attached to the bagpipe drones. The bagpipe cover is to be navy blue with gold trim.

Notes:

1. Although authorised for wear, Highland Dress is not scaled for issue at public expense.
2. Highland dress is the same for both male and female cadets.
3. Rank badges are not to be worn with Highland Dress.
4. When in hot weather, it is permitted to perform or rehearse without jackets. If jackets are not worn, cadets must wear a brassard and badges of rank as per normal regulations.



Bagpipes
showing RAF tartan ribbons and navy blue cover

HIGHLAND DRESS – MALE & FEMALE



Cadet Drum Major

Image Pending

Cadet Percussionist



Cadet Piper

WHITE BELTS ARE NOT TO BE WORN

Salon Dress

0609. Where the occasion warrants a more formal dress (for instance at a formal dinner) the following may be worn by cadets (without headdress, badges or insignia) and within the confines of the venue:

- a. Plain white shirt with normal (not winged) collar.
- b. Black bow tie.
- c. No 2 SD Blue grey trousers for males. No 2 SD trousers/slacks for females (not skirts).
- d. Black DMS shoes (flat shoes for females).
- e. RAF Slate grey cummerbund.

Notes: Although authorised for wear, with the exception of blue grey trousers/slacks these items are not scaled for issue at public expense. Rank badges are not to be worn with Salon Dress

0610. Alternatively, at the discretion of the OIC, female cadets may wear a full-length evening dress in a style and colour in keeping with the male attire.

SALON DRESS – MALE & FEMALE – CADETS ONLY



Salon Dress - Male



Salon Dress - Female

Badges

0611. Cadets may be awarded RAFAC musician badges according to the instrument they play:

- a. Bugler and non-valved Trumpeters (crossed trumpets - worn with the mouthpieces pointing upwards).
- b. Drummer (drum) for percussionists.
- c. Piper (bagpipe) for pipers.
- d. Bandsman (lyre) for all other instrument players (including valved trumpeters and tuned percussionists).

0612. The criteria for the award of 'bronze', 'silver' and 'gold' musician badges are set out in ACTO 123. An individual may be awarded more than one musician badge, but only one is to be worn. The highest award of badge attained is to be worn in deference to the instrument discipline.

0613. The appropriate musicians badge is to be worn on the centre line of the brassard with the top edge of the badge 71mm from the bottom edge of the "Air Training Corps" Distinguishing Badge (see paras **0439 & 0440** for the full brassard diagram).

0614. Standard Royal Air Force Drum Major insignia may be worn by Drum Majors performing with any Band within the RAFAC. The rank slide comprises of four inverted chevrons surmounted by a drum on a dark blue background and is worn on the shoulder strap of the shirt or jumper as per standard rank slides. No other variation of the Drum Major insignia is to be worn. Drum Major is an appointment not a rank and is only to be worn when performing or rehearsing with the band. No other rank slides are to be worn.

0615. The Royal Air Force Musician badge with crown is not to be worn under any circumstances.

0616. Musician badges are not to be worn by CFAVs.

Temporary/National Emblems

0617. The Royal British Legion / Poppy Scotland Poppy and authorised national flowers or emblems are to be worn in accordance with paras 0132 and 0133 with the following exception:

- a. **Side Drummers.** Due to the drum sling being worn across the right shoulder (and therefore covering the usual position) side drummers will wear the poppy or national emblem in the corresponding position on the left side of the uniform.

BAND UNIFORMS (CADETS) – BADGES, INSIGNIA AND ACCOUTREMENTS

0618. **Band Insignia (ACTO 123).** The following band insignia are authorised:



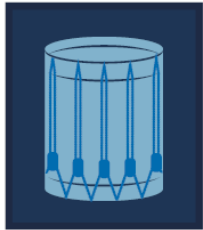
Bugler and non-valved Trumpeters

Consisting of crossed trumpets embroidered in blue, bronze, silver or gold on a dark blue background.



Bandsman

Consisting of a lyre within a wreath embroidered in blue, bronze, silver or gold on a dark blue background.



Drummer

Consisting of a drum embroidered in blue, bronze, silver or gold on a dark blue background.



Piper

Consisting of pipes embroidered in blue, bronze, silver or gold on a dark blue background.

0619. Band Accoutrements. The following accoutrements are authorised:



White Courlene Belt

'Brass fasteners and white sliders' type with brasses highly polished. MOD chrome plates not to be used.



White Cotton / Nylon Gloves

0620. Cadet Drum Major. The following insignia and accoutrements are authorised:



Drum Major Rank Slides

Consisting of four inverted chevrons surmounted by a drum. No other variations are permitted.



Standard Drum Major Sash

Dark navy blue sash worn over the left shoulder



Emblazoned Drum Major Sash

National Marching Band of the RAFAC shown (see para 622 for details of sashes for other bands)

0621. Drum Major Sashes. When in No 2 (Full) SD or No 2A SD, Drum Majors of a RAFAC Band are permitted to wear a plain, dark navy blue sash, or an emblazoned sash when in No 2 (Full) SD or No 2A SD. Either is worn over the left shoulder and over the top of the white belt when in No 2 (Full) SD. Sashes are not permitted when in No 2C SD. When in Highland Dress, Pipe Band Drum Majors may wear a plain light blue sash over the right shoulder and an emblazoned sash over the left shoulder. When in Highland Dress, Pipe Band Pipe Majors may wear a plain red sash over the left shoulder.

0622. Emblazoned Sashes. The specification for emblazoned sashes is detailed below. No other forms of emblazoned sashes are permitted. Due to the shape of an emblazoned sash, it is not possible to provide accurate measurement information. Positioning guide diagrams are provided and referenced with bracketed letters in the text below:

- a. Emblazoned sashes must be RAF blue-grey in colour and made from 'Barathea' material. This is the same colour and material as used in No 1 SD uniform.
- b. Although typically supplied with one, it is recommended that due to their large size, emblazoned sashes are ordered with the shoulder strap anchor. This is a small leather or fabric buttonhole attachment under the shoulder area of the sash to enable it to be secured to the wearer and stop it from slipping off the shoulder.
- c. The top of the sash should be 140mm in width, with the bottom edge of the sash 240mm in width. Overall length of the sash is permitted to vary, depending on the height of the Drum Major. The measurements shown in the illustrations below are suitable for a cadet whose height is approximately 5' 8" (173cm). If the size of the sash is to be smaller or larger, all measurements from the top of the sash for badges, sticks and identifier scrolls remain the same.
- d. Gold braid, 20mm wide, should be affixed to the entirety of the border of the sash. The braid should be inset from the edges, leaving a 5mm boarder of RAF blue-grey Barathea material showing on each edge.
- e. Two gold and black ceremonial drum sticks are to be affixed to each side of the sash, one central to each braiding, with the beating end of the sticks pointing downwards. The top of the sticks should be 200mm (+ or - 10mm) from the top of the sash **(A)**, measured along an imaginary line that passes through the middle of the sash, circumferentially **(B)**. The sticks are typically secured by screws that should come supplied. For reference, the overall length of a ceremonial drum stick is approximately 175mm (+ or - 5mm).
- f. Gold fringing is to be affixed to the front and rear outer edges of the bottom of the sash **(C)**, extending 180mm upward from the lowest point. The Fringing should protrude from the edge of the sash by approximately 25mm to a maximum of 30mm
- g. Regional, Wing and Squadron emblazoned sashes must display two badges only. Badges are positioned centrally to an imaginary line that passes through the middle of the sash, circumferentially **(B)**. Badges are to be no more than 90mm at their widest point. The ATC badge is uppermost, with the bottom of the badge in line with the top of the drum sticks **(A)**. The Regional, Wing or Squadron badge is affixed below the ATC badge, centrally between the drum sticks.

h. Gold identifier scrolls are positioned below the Regional, Wing or Squadron badge, with the uppermost part of the uppermost scroll in line with the bottom of the drum sticks **(D)**. A number of scrolls may be used depending on the amount of text required. The upper scrolls must contain text to identify the Region, Wing or Squadron. The bottom scroll must display the text 'AIR TRAINING CORPS'. No other text is permitted.

i. All National, Regional, Wing or Squadron badge designs must be formally approved by and registered with the College of Arms before they can be displayed on an emblazoned sash. The ATC badge has been approved by the College of Arms.

0623. The emblazoned sash of the National Marching Band of the RAFAC is to conform to the above design with the following modifications:

a. The ATC badge is not displayed as the National Band is formed from members of both the ATC and CCF (RAF).

b. The RAFAC Music Services badge is used in place of a Regional, Wing or Squadron badge and is to be no more than 120mm at the widest point. The badge has been approved for RAFAC use by the College of Arms.

c. The uppermost point of the identifier scrolls is positioned 40mm below the lowest point of the drum sticks **(E)**, centrally and on the same axis as the RAFAC Music Services badge.

d. Identifier scrolls must display the text 'THE NATIONAL MARCHING BAND OF THE ROYAL AIR FORCE AIR CADETS'.

0624. For advice and approval of badges, contact the **Support & Training Officer - Badges, Coats of Arms, Banners and Standards** at RAFAC Headquarters.

EMBLAZONED SASH ILLUSTRATIONS



NATIONAL
Emblazoned Sash Example

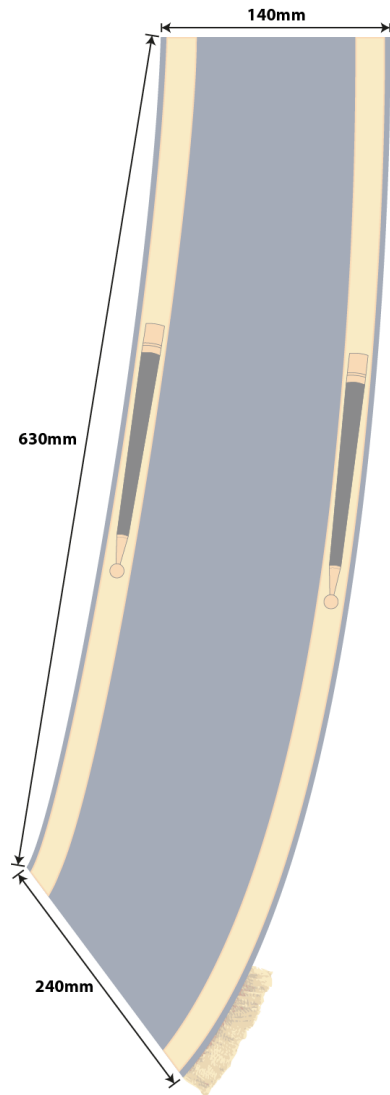


REGIONAL
Emblazoned Sash Example

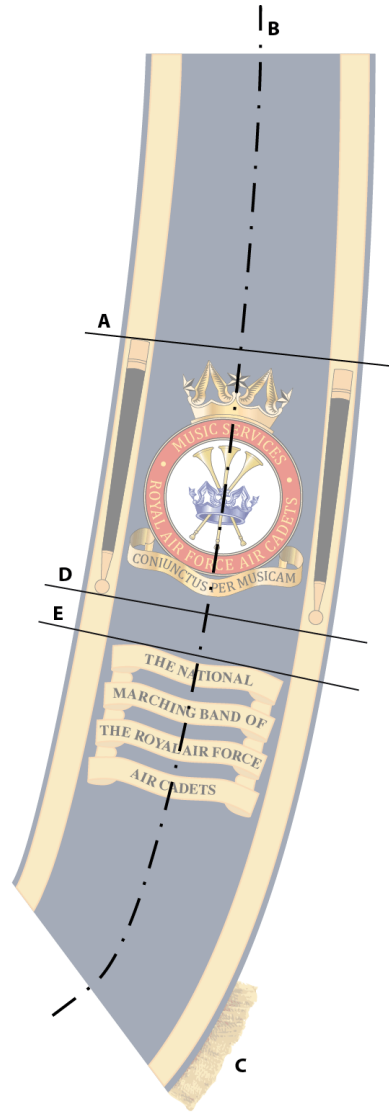


SQUADRON
Emblazoned Sash Example

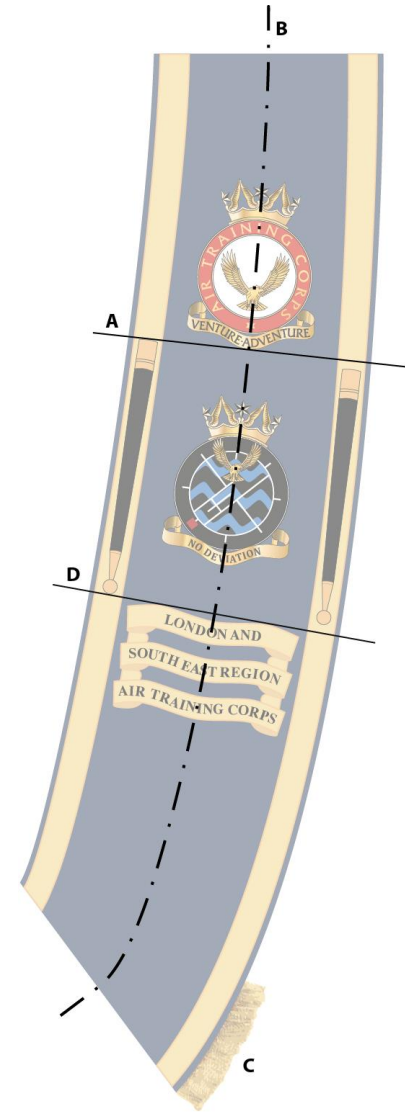
EMBLAZONED SASH ILLUSTRATIONS



SASH DIMENSIONS




POSITIONING GUIDE
National Sash



POSITIONING GUIDE
Regional / Wing / Squadron Sash

EMBLAZONED SASH ILLUSTRATIONS



REAR SIDE OF SASH



GOLD & BLACK DRUM STICKS EXAMPLE



GOLD EDGE BRAID EXAMPLE

Uniform Dress (CFAV)

0625. CFAV Performing with Cadet Bands. On some occasions it may be necessary for CFAV musicians to perform as part of a cadet band. Under these circumstances, for the sake of uniformity the following dispensations are allowed – but only while CFAVs are formed up within the ranks of a cadet band:

- a. RAFAC Officers and WO/SNCOs are to wear the same uniform as the cadets in the band.
- b. RAFAC Officers and WO/SNCOs will wear berets when the rest of the band is similarly attired.
- c. RAFAC Officers and WO/SNCOs should not wear brown/black gloves whilst formed up with the band.
- d. CIs may wear uniform that matches that being worn by the cadets (including beret with ATC beret badge and white belt) but without brassard or any other badges or insignia.

0626. CFAV are not to wear musician badges.

0627. CFAV playing in pipe bands may wear Highland Dress as described in para **0608**.

0628. Other CFAV band personnel, in addition to musicians playing in the Band, should be dressed in accordance with local parade orders for the event they are attending and are not permitted to parade or perform with the Band.

0629. As soon as is practicable after falling-out from the ranks of the band CFAV are to adopt the form of dress appropriate to their rank or status.

National Directors of Music (DoM) and the RAFAC Bandmaster (BM)

0630. DoMs and the RAFAC BM are posts appointed by and held at RAFAC HQ Music Services only.

Music Officers (MusO) and Band Warrant Officers (Band WO)

0631. A cadet band should have appointed either (or both) a MusO and a Band WO.

0632. CFAV Officers, WOs and SNCOs acting as the MusO or Band WO with a cadet band should wear uniform in keeping with that of the cadets. Guidance is provided in the table below:

Occasion	Cadet Dress	Uniformed CFAV Dress
Training/Rehearsals	No 2C SD	No 2 (Full) / No 2A / No 2B SD
Formal Parade or Marching Band performance	No 2 (Full) / No 2A SD	No 1 SD (with or without medals as appropriate)
	No 1 SD (National Marching Band)	
Concert or Mess Function	No 2 (Full) / No 2A SD	No 1, No 4 or No 5 SD (with or without medals as appropriate)
	Salon Dress	
Miscellaneous	Highland Dress (where authorised)	No 1, No 4 or No 5 SD (as befits the occasion) or Highland Dress

0633. When No 1 SD is worn, DoMs, MusOs, the RAFAC BM and Band WOs will wear white cotton/nylon gloves during a performance or on a parade when in band formation.

0634. MusOs and Band WOs may carry a white conductor's baton when in the executive position at the front of a band. A conductor's baton will only be carried if the band is to be conducted during a performance or parade. Band WOs are not to carry a baton when in the supernumerary position to the rear of a band.

0635. Officers occupying the executive parade position at the front of a band may wear a sword belt with the sword in its scabbard in 'normal fitting' under the following circumstances.

- a. When the band is performing as part of an armed parade.
- b. When performing at national level where a sword is deemed appropriate.

Permission is to be sought from the Corps Drill WO for national events and from the Regional Commandant, via the RWO, for all other events. Officers must be trained to carry the sword (Sword drill training to be carried out by qualified DI (ARMS) instructors only).

0636. If a uniformed CFAV is not available, Civilian Instructors may act as a conductor for the band in a concert setting. Formal, smart attire should be worn for such events.

0637. Civilian Instructors are not permitted to take executive or supernumerary parade positions in a Marching Band, nor are they permitted to act as the Drum Major.

0638. The Principal Director of Music (RAFAC) may, at their own expense, wear Full Dress Uniform (No 9A / No 10 SD) and accoutrements appropriate to his or her rank and appointment in accordance with the Dress Regulations promulgated by RAF HQ Music Services.

0639. The RAFAC Bandmaster is authorised to wear the RAF Bandmaster Badge (comprising the Bandmaster Harp surmounted by a crown) on No 1 SD and No 5 SD. The lower edge of the Harp is to be centrally positioned 7cm (9 ¾ ") from the sleeve bottom with the WO Royal Coat of Arms positioned 2cm (¾ ") from the top edge of the Harp. This badge is not to be worn by any other uniformed CFAV or cadet.

Band Warrant Officers

0640. Uniform is to be worn in keeping with that of the cadets as follows:

- a. Training & Rehearsals - No 2 (Full) / No 2A / No 2B SD.
- b. Formal Parade / Marching Band Performance / Concert - No 1 SD (with or without medals as appropriate).
- c. A Pace Stick may be carried in accordance with para 0128.
- d. A white coullene belt may be worn in accordance with para 0140. Band WOs will only wear a white coullene belt in No 1 SD if the MusO is wearing a sword belt and sword.
- e. Brown or black leather gloves (dependent on rank) should be worn, unless white cotton/nylon gloves are ordered to be worn.



No 1 SD & No 5 Mess Dress



Greatcoat

Bandmaster Harp surmounted by a crown
RAFAC Bandmaster Only

PRINCIPAL DIRECTOR OF MUSIC (RAFAC) PERFORMANCE DRESS



PDM (RAFAC) No 9A SD



PDM (RAFAC) No 10 SD

DIRECTOR OF MUSIC AND MUSIC OFFICER PERFORMANCE DRESS



Director of Music / Music Officer No 1 SD



Director of Music / Music Officer No 5 SD

RAFAC BANDMASTER AND BAND WARRANT OFFICER PERFORMANCE DRESS



RAFAC Bandmaster / Band WO No 1 SD



RAFAC Bandmaster / Band WO No 5 SD

The RAF Bandmaster Badge (Bandmaster Harp surmounted by a crown) is permitted to be worn by the RAFAC Bandmaster only.

CHAPTER 7

RAFAC ORDERS OF DRESS – VGS AIRCREW (MALE & FEMALE)

CHAPTER 7

RAFAC ORDERS OF DRESS – VGS AIRCREW (MALE & FEMALE)

Contents	Para No
Introduction	0701
No 1, 2, 3, 4, 5, 6, 7 and 8 Dress	0702
No 14 Service Dress (Flying Clothing)	
Occasions For Wear	0703
Hat, Aircrew Personnel	0704
No 14A Service Dress - Flying Coveralls	0705 - 0709
No 14B Service Dress - Cold Weather Clothing (Optional)	0710
DPM / PCS-MTP Jacket	0711
No 14C Service Dress - Black Leather Flying Jacket (Optional)	0712
Mixing of Uniform	0713
Wearing of RAFAC Insignia with Rank Slides	0714
RAFAC Aircrew Flying Clothing Name Badges	0715
Illustration – No 14A Service Dress	
Illustration – No 14B & 14C Service Dress	
Illustration – Examples of Approved FACS Combined Unit Heraldic Badge and Squadron Badge Patches	

Introduction

0701. This Chapter illustrates, through a selection of illustrations and explanatory notes, the various orders of dress for RAFAC Aircrew. It also stipulates the occasions on which each type of uniform should be worn. Where the term 'Aircrew' is used it will be deemed to apply also to non-traditional aircrew or ground-based personnel employed on flying duties. It should be noted that the Future Aircrew Clothing System (FACS) has introduced replacement items for all ranges together with updated layered systems. As a result, this chapter is undergoing transition to account for the overlap between the legacy fg clothing and FACS. Much of No 14 SD is an Aircrew Equipment Assembly (AEA) and can only be altered/repaired by qualified TG13 Safety Equipment Fitters iaw the relevant DAP 108 series publications.

No 1, 2, 3, 4, 5, 6, 7 and 8 Service Dress (SD) – RAFVR(T) / RAFAC Officers (Male and Female) and Non-Commissioned Aircrew

0702. The No 1, 2, 3, 4, 5, 6, 7 and 8 SD are all identical to those prescribed for male personnel in Chap 2 and female personnel in Chap 3 of this manual and are worn on the same occasions. However, reference will be made to Chapter 4 – RAFAC Distinguishing Insignia to ensure that the wearing of Flying Badges comply with the regulations.

No 14 Service Dress (Flying Clothing) – RAFVR(T) / RAFAC Officers (Male and Female) and Non-Commissioned Aircrew

0703. Occasions for wear. No 14 SD is worn by all ranks, when actively employed on **flying** duties unless otherwise ordered. It is not to be worn routinely in off base areas (See Chap 1, para 0111 regarding travel to and from work). It is not to be worn in public areas of Officers' or Sergeants' Messes after 1900 hrs daily unless still on duty or returning straight from flying to eat supper. When likely to be employed on ground administrative duties, or when a standard dress is ordered, Aircrew should wear the standard RAF No 2 SD unless otherwise ordered or they are likely to conduct flying duties. Whilst the wearing of all RAF SD is always subject to the highest standards of turnout those aircrew that are undertaking air display and exhibition duties in the public eye are to take extra care that their No 14 SD is suitably kept and is fully compliant.

0704. Hat – Aircrew Personnel.

- a. **Officers.** Officers are to wear the service issue No 1 Officers SD hat, beret or a field service cap with No 14 SD with an appropriate cap badge. Female officers may wear their own style No 1 Officers SD hat.
- b. **NCOs.** are to wear the No 1Airmens SD hat, beret or field service cap with appropriate cap badge. Female SNCO aircrew personnel may wear a No 1 Airwoman's SD hat.

0705. Flying Coveralls – (No 14A SD). A clean, serviceable, approved pattern olive drab (OD) flying coverall (sometimes termed a flying suit) is to be worn with rank slides displayed on both shoulder straps. Sleeves are to be rolled down and fastened at the cuffs by the velcro fastenings unless otherwise authorised by the Officer Commanding with reference to the Heat Stress Index.

Legacy Flying Coveralls. Badges should be positioned as follows or as dictated by Officer Commanding 2 FTS or equivalent delegated authority:

- a. Name badge and aircrew flying badge (if awarded) – on the left breast, approximately 4" (10 cm) below the shoulder seam. Badges should measure 123mm x 74mm and be attached with Velcro hooks attached by a TG13 SE Fitter. The approved Fg Badge designs are detailed at para 0715 of this chapter and should be scaled, in proportion, by the manufacturer to fit the name badge.
- b. Unit Heraldic Badge – left shoulder.
- c. Squadron badge – right shoulder.
- d. Only one further qualification badge may be worn on the right breast approximately 4" (100mm) below the shoulder seam.

FACS One Piece Coveralls. The extant Velcro loop areas on the FACS coverall are approved for the wearing of badges, they are not to be removed under any circumstances. Badges should be of a design as approved by Officer Commanding 2 FTS or equivalent delegated authority. They should be positioned as follows:

- e. Name badge and aircrew flying badge (if awarded) – on the left breast Velcro loop area. Badges should measure 110mm x 70mm and be attached with Velcro hooks attached by a TG13 SE Fitter. The approved Fg Badge designs are detailed at 0616 of this chapter and should be scaled, in proportion, by the manufacturer to fit the name badge.
- f. A combined Unit Heraldic Badge and Squadron Badge or other qualification badge – on the right sleeve Velcro loop area. Examples of FACS combined Unit Heraldic Badge and Squadron Badges can be found at the end of this chapter. Badges should measure 160mm x 75mm and be attached with Velcro hooks attached by a TG13 SE Fitter.
- g. Further Velcro loop areas may be added by TG13 personnel for the wearing of qualification badges as approved by Officer Commanding 2 FTS or equivalent delegated authority – further guidance on this should be sought from the DE&S Air Commodities Team (DES AS AC-AES-BN-Gp).
- h. The main zip slider is to be zipped up to at least 10cm from the top zip stop.

FACS Two Piece CU (No14D). Items of the Future Aircrew Clothing System Combat Uniform (FACS CU) are not authorised for wear by RAFAC personnel. However, if provided, badges will be placed in the same way as described for No 3 SD in paras [0222](#) and [0441-0446](#).

0706. Aircrew Vest. Only a Service issue OD aircrew vest with the roll neck folded down once or flame retardant Sqn t-shirt is to be worn, approved by Officer Commanding 2 FTS or equivalent delegated authority, is to be worn with No 14 SD.

0707. Socks. Green or black only.

0708. Boots. Black or brown approved pattern flying boots, which are to be polished with Service issue silicon boot polish only. Brown flying boots are approved

for use with all types of FACS. Force Cdrs, or delegated Sqn Cdrs, may decide whether black or brown boots are used but are discouraged from authorising mixed colours between Sqn personnel wherever possible.

0709. Gloves. Only approved pattern, Service issue flying gloves are to be worn.

0710. Cold Weather Flying Clothing – (No 14B SD). A Service issue cold weather flying jacket may be worn with No 14A SD, at the individual's discretion. Appropriate badges of rank are to be worn and the jacket is to be fastened by both zip and buttons, with the cuffs secured by the velcro strips. Badges are to be positioned as described in para 0705 sub paras a-d of this Chap on Flying Coveralls. Cold weather trousers may be worn for flying and squadron duties, however they are not to be worn in Officers' or Sergeants' Messes. **See para 0713.**

0711. DPM / PCS-MTP Jacket. A CS95/PCS-MTP outer jacket may be worn with flying clothing, in place of a cold weather flying jacket, at the individual's discretion. **See para 0713.**

0712. Blue Leather Flying Jacket – (No 14C SD). A blue leather flying jacket of the standard approved pattern (in accordance with **RAF GAI 6076**) may be purchased at personal expense and worn with flying clothing, on the ground only. The jacket zip slider is to be zipped up to at least 10cm (4") from the top zip stop. The jacket may also be worn with No 2 SD (see para 0220 & 0325).

0713. Mixing of Uniform. Cold weather flying jackets, cold weather trousers, CS95/PCS-MTP outer jackets and black leather flying jackets, are only for wear with service issue flying suits. Under no circumstances are any of these items to be worn with other orders of dress eg. No 2 Dress uniform.

0714. Wearing of Anodised VRT and RAFAC Insignia with Flying Clothing. The wearing of anodised VRT and RAFAC insignia with flying clothing has not been ratified because of FOD hazards, however this only applies within the aircraft and the threshold area of FOD. Insignia must be worn outside the threshold area at all times. Embroidered VRT rank slides must be worn at all times by RAVR(T) officers. Rank slides with embroidered RAF AIR CADETS must be worn by RAFAC officers and WO/SNCO.

0715. RAF Aircrew Flying Clothing Name Badges (RAF IBN 16/20). **ACP1358** Chapter 4 details the various insignia approved for wear on RAFAC clothing. This paragraph sets out the exact design of the 2 Aircrew Flying Badges – two-wing and single-wing. All flying badges should be scaled, in proportion, by the manufacturer to fit the name badge to the following designs with either 1 or 2 lines of text (normally Service/Unit and Name):

a. **Two Wing.** The 2 Wing Flying Badge design was subject to Royal Approval on 24 Jun 1912. Badges should have wings of drab silk (light ecru) embroidery with monogram 'RAF' in centre, and may be surrounded by a laurel leaf of brown or blue silk and surmounted by a crown as detailed in **ACP1358** Ch 4. No other colours for the wings shall be used although different colour badge backing and lettering on the badge is allowed when agreed with Officer Commanding 2 FTS or equivalent delegated authority.

b. **Single Wing.** The Single Wing Flying Badge design was subject to Royal Approval on 9 Dec 1939. Badges should have wings of drab silk (light ecru) embroidery with a monogram in the centre, and be surrounded by a laurel leaf of brown silk and may be surmounted by a crown as detailed in

ACP1358 Chapter 4. No other colours for the wings/crown/monogram/laurel shall be used although different colour badge backing and lettering on the badge is allowed as agreed with allowed when agreed with Officer Commanding 2 FTS or equivalent delegated authority.



RAF No 14A SERVICE DRESS – VGS AIRCREW – MALE AND FEMALE

EMBROIDERED RAFVR(T) / RAFAC RANK SLIDES MUST BE WORN AT ALL TIMES BY RAFAC OFFICERS AND WO/SNCO



No 14A VGS Officer
Legacy Mk15/16 Coverall



No 14A VGS Instructor Cadet
Legacy Mk15/16 Coverall



No 14A
FACS Coverall with Kneeboards



No 14A
FACS Coverall

RAF No 14B & C SERVICE DRESS – VGS AIRCREW – MALE AND FEMALE

EMBROIDERED RAFVR(T) / RAFAC RANK SLIDES MUST BE WORN AT ALL TIMES BY RAFAC OFFICERS AND WO/SNCO



No 14B VGS Officer
Optional with Male No1 Hat




No 14B VGS Officer
Optional with Female No1 Hat



RAF No 14C DRESS VGS
Shown with optional Field service cap
Optional Flying leather jacket
(in accordance with **RAF GAI 6076**)

EXAMPLES OF APPROVED FACS COMBINED UNIT HERALDIC BADGE AND SQUADRON BADGE PATCHES



INTENTIONALLY BLANK